Campbell-Johstone Ward. Waikato Hospital.

Name: Gladys Yette.

Training as Maternity Nurse.

Training begun: January 21st 1932.

Training finished: July 21st 1932.

FOR THE MATRON'S USE ONLY.

I believe that the records in this book describe correctly the work done in this hospital by Gladys Mary Baille Yette. and have all been written by her.

Date: 29. 5. 32.

Signature: C. Graham Sister-in-charge
Matron.

[1,000 bks./1/31—14271

INSTRUCTIONS.

1. All entries in this book are to be made by the pupil to whom it belongs, and, so far as possible, are to be written up daily. On the completion of her training it is to be signed below by the Matron.

2. The book is to be submitted to the Matron or Sister-in-Charge once a week, who shall initial the previous entries as a guarantee of correctness. It is also to be produced at the pupil's examination for inspection by the examiner, who will take it into consideration when marking the candidate.

3. "Ante-natal patients examined":

   Put a stroke in the place provided for number of visits each time a patient attends the clinic and is seen by you.

4. Temperature charts:

   Pupils who have received general training are not required to fill up charts of normal patients.

5. History charts:

   If a patient's history has been entered under the heading "Patients nursed in the Lying-in Wards," such history need not be again entered under the heading "Abnormal Cases seen in the Labour Wards."

   The initials of the patient should be entered under the latter heading, a cross reference to the page number of her original entry made, and such notes as deal with the abnormality written on the facing page.

6. Cross reference to entries referring to the same patient:

   A space has been provided on the history chart in which the page number of other entries referring to the patient can be inserted. Cross references add to the subsequent interest of the book.

LECTURES.

—	Date.	Lecturer.	Subject.
1.	21. 1. 32.	Nurse Hoad.	Technique of Humanized Milk.
2.	22. 1. 32.	Dr. Yc. Yiken.	Medicinal and Mechanical Induction of Labour.
3.	25. 1. 32.	Dr Yc Yiken	Pelvic anatomy
C.G. 4.	25. 1. 32.	Sister Graham.	Breast binding for suppression of Milk (demonstration).
5.	25. 1. 32.	Sister Graham.	Abdominal palpation
6.	25. 1. 32	Sister Graham.	Rectal examination of patient in labour.
7.	26. 1. 32	S/L. Hoad.	Application of Abdominal binder.
C.G. 8.	26. 1. 32	Sister Graham.	Lecture: Preparation of patient for labour.
9.	27. 1. 32	Sister Graham.	Lecture: Examination of patient in labour.
10.	27. 1. 32.	Sister Graham.	Management of Delivery.
11.	28. 1. 32	Sister Graham.	Treatment of Perineal Tear.
C.G. 12.	28. 1. 32	S.L. Hoad.	Instruction on Rate Lateral Work. - procedure.
13.	29. 1. 32	S.L. Hoad.	Treatment of Engorged breasts. care of nipples.
14.	1. 2. 32.	Dr. Yc Yiken.	Lecture: Physiology of Reproduction - Ovulation
15.	3. 2. 32	Dr Graham.	Witness of Caesarean Section.
C.G. 16.	4. 2. 32.	Sister Graham.	Summary of Management of labour. 1st 2nd & 3rd Stages.
17.	22. 1. 32.	S.L. Hoad.	Swabbing of Puerperium patient.
18.	8. 2. 32	Dr Yc Yiken.	Physiology of Pregnancy.
C.G. 19.	9. 2. 32	Sister Graham.	Continued: Management of Labour: Indication for Obs. forceps.
C.G. 20.	9. 2. 32.	Sister Graham.	Demonstration & Clinic on milk suppression.

—	Date.	Lecturer.	Subject.
21.	13.2.32.	Sister Graham.	Mechanism of labour.
22.	15.2.32.	Sister Graham.	Mechanism of Labour continued.
23.	15.2.32	Dr Mc Liken	Pathology of Pregnancy.
24.	20.2.32	Sister Graham.	Abnormal labour mechanism outlined
C.G. 25.	22.2.32.	Dr Mc Liken.	Abortions. Phenomena of Labour.
26.	24.2.32	Sister Graham.	Ante. partum. Haemorrhage.
27.	27.2.32.	Sister Graham.	Post. partum. Haemorrhage.
C.G. 28.	29.2.32	Sister Graham.	Uterine Inertia.
29.	29.2.32.	Dr Mc Liken	Mechanism of Labour.
30.	2.3.32.	Sister Graham.	Obstructed labour. Rupture of Uterus & Causes.
31.	3.3.32	Sister Graham.	Abortions - Types - Symptoms and causes.
C.G. 32.	4.3.32.	Sister Graham.	Venereal diseases met with in Midwifery practice.
33.	7.3.32.	Sister Graham.	Complications of lying in period.
34.	8.3.32	Sister Graham.	Demonstration: Breast massage and Stimulation.
35.	10.3.32	Sister Graham.	Sapraemia, Septicaemia - Treatment.
C.G. 36.	12.3.32.	Sister Graham	Complications continued. White Leg etc.
37.	14.3.32.	Dr Mc Liken	Pathology of Labour.
38.	21.3.32.	Dr Mc Liken.	Operative Delivery
39.	16.3.32	Sister Graham.	Natural feeding of Infants. Overfeeding and Underfeeding.
C.G. 40.	17.3.32	Sister Graham	Maintenance of heat. Artificial feeding.

—	Date.	Lecturer.	Subject.
41.	19.3.32	Sister Graham	Preparation of Patient in Labour. Management of puerperium.
42.	21.3.32	Sister Graham	Germs and Antiseptics
43.	23.3.32	Sister Graham.	Breasts: Mammary Glands. Treatment.
C.S. 44.	30.3.32	Dr McLiken	Physiology, pathology & Management of Puerperium.
45.	24.3.32	Sister Graham.	Poisons. Infections of Infants.
46.	30.3.32	Sister Graham	District requirements & Methods. The normal baby.
47.	31.3.32	Sister Graham.	Management of normal Lactation.
48.	6.4.32	Sister Graham	Lactation (cont.) Instructions for attending Dis district cases.
C.S. 49.	6.4.32.	Dr McLiken	The care of the normal infant.
50.	3.4.32.	Sister Graham, Dr McLiken	Treatment of eclampsia-the fits.
51.	3.4.32.	Sister Graham, Dr McLiken	The use and administration of anesthesia in midwifery.
52.	9.4.32.	Dr Graham.	Ante. Total lecture - Its aims. Diet - Vitamines
53.	5.4.32.	Sister Graham	Complementary and supplementary feeding of infants.
C.S. 54.	11.4.32	Dr McLiken.	Accidents, injuries and diseases of the new born.
55.	14.4.32.	Dr McLiken.	Demonstration of Mechanism of Normal Labour.
56.	16.4.32.	Dr Graham	Hygiene - Urine testing, Blood pressure, hypertension, cyclitis.
57.	16.4.32	Dr McLiken	Demonstration on application of Bunt's Pads.
58.	18.4.32	Dr McLiken.	Clinic on Delivery of Twins.
59.	19.4.32.	Dr McLiken	Demonstration: Mechanism of Abnormal Labours.
C.S. 60.	20.4.32	Sister Graham.	Preparation of Milk: Rickets in Infancy.

—	Date.	Lecturer.	Subject.
61.	21.4.32.	Sister Graham	Lotions in Infancy - Cont. Congenital & Traumatic conditions.
62.	21.4.32	Sister Graham.	Home sterilization of Labour Bundle.
63.	25.4.32	Sister Graham.	Sanitation
C.B. 64.	25.4.32	Dr Graham	Pelvimetry.
65.	28.4.32.	Sister Graham	Obstetric Operations.
66.	28.4.32	Dr Abernethy.	Abortions - Miscarriages - Ectopic Gestation.
67.	30.4.32	Sister Graham.	Preparation for coming labour.
C.B. 68.	30.4.32	Dr Graham.	Abdominal palpation.
69.	5.5.32	P.L. Road.	Application of Oil Foments for engorged breasts.
70.	5.5.32.	Dr Graham	Craniotomy and Rule-Fatal prevention (Clinic).
71.	6.5.32.	Sister Graham	Packing of Outfit for private case.
72.	9.5.32	Dr Abernethy.	Obstructed labour. - Terminology.
C.B. 73.	11.5.32.	Dr Abernethy.	Eclampsia.
74.	13.5.32.	Dr Graham.	Chronic Nephritis. Toxaemias of Pregnancy.
75.	13.5.32	Sister Graham.	Talk over Rule Fatal work and Quiz.
C.B. 76.	16.5.32.	Dr Ye Tsein.	Post-partum Haemorrhage. Treatment.
77.	19.5.32	Dr Ye Tsein.	Obstructed Labour - Contracted Pelves.
78.	19.5.32	Sister Graham.	Quiz class.
79.	20.5.32	Sister Graham	Feeding of Infants. Quiz. Class.
C.B. 80.	21.5.32	Sister Graham.	General revision.

LECTURES—*continued.*

—	Date.	Lecturer.	Subject.
81.	2.5.32	Dr Abernethy.	Ante-partum haemorrhages.
82.	21.5.32.	Dr Graham.	Pain in pregnancy - Diseases of and Ante-natal & Pregnancy.
83.	22.5.32.	Dr Fe Fykin	Drugs used in Gynaecology.
84.	26.5.32.	Dr Harris.	Radiology.
85.			
86.			
87.			
88.			
89.			
90.			
91.			
92.			
93.			
94.			
95.			
96.			
97.			
98.			
99.			
100.			

ASSISTANCES AT LABOUR.

	Initials of Patient.	No. of Pregnancy.	Delivered.	Discharged.	Notes on Points of Interest.
1.	A.S.	13th	22.1.32.	6.2.32.	LOA. Medicinal and mechanical induction - Delivery normal.
2.	J.A.P.	1st	31.1.32.	28.2.32.	Sisting of pleurisy 1 week before admission - the same expectations tab. R. Cuy. ROA. Delivery normal. Retained placenta. 3 hrs 5 mins.
3.	E.G.	2nd	29.1.32.	9.2.32.	ROA. Lig Amnii excessive. Delivery normal. 1st degree tear.
4.	Ethy.H.	8th	3.2.32.	15.2.32.	LOA. Medicinal induction. Delivery normal.
C.S. 5.	D.Ty.	1st	8.2.32.	17.2.32.	LOA. Delivery normal. 1st degree tear - two sutures.
6.	R.F.	1st	14.2.32.	29.2.32.	LOA. Delivery normal. Female child. 9 months. B.W. 5.5 D. 5.6. Gain
7.	A.A.	9th	17.2.32.	2.3.32.	LOA. Delivery normal. Babe 10 lbs 8 ozs. "Ginger"
8.	A.R.L.	5th	17.2.32.	11.3.32.	LOA. Delivery normal. Developed thrombosis of pain upper leg on 7th day. Cleared up and discharged with a slight limp.
C.S. 9.	D.C.	6th	22.2.32.	6.2.32.	LOA. Delivery normal. Cord round neck 3 times.
10.	C.F.	9th	26.2.32.	14.3.32.	LOA. Anesthin Anaesthetic. Delivery normal.
11.	Y.C.D.	1st	5.3.32.	14.3.32.	Membranes ruptured 1 month B.O. LOA. Delivery normal. Sl. Cervicitis. Healthy male Babe.
12.	Ty.F.	3rd	5.3.32.	27.3.32.	Breech presentation - legs and one arm extended. L.S.A: Short labour - strong pains. No tear. Child satisfactory.
13.	A.L.D.	2nd	10.3.32	23.3.32.	Precipitate labour. (normal). 1st degree tear. Cord 14" long.
C.S. 14.	J.W.	9th	23.3.32.	6.4.32.	Normal Delivery. Anesthin anaesthetic. with mask.
15.	A.K.	3rd	31.3.32.	13.4.32.	Normal Delivery Precipitate labour. LOA.
16.	E.C.P.	1st	27.4.32	18.5.32	Delivery normal. Retained placenta. Manual removal by Dr. Vaginal douche given. 1st degree tear.
17.	L.H.G.	1st	7.5.32.	26.5.32.	Normal delivery. Female babe. 2nd degree tear.
C.S 18.	G.W.B.	1st	8.5.32.	27.5.32.	Instrumental delivery. Still-born babe. Eclampsia.
19.	E.J.C.	4th	11.5.32.	25.5.32.	Normal delivery. Babe 7 lbs. 2 ozs.
C.S 20.	A.E.G.	4th	16.5.32.	27.5.32.	Normal delivery. Male Babe. 7 lbs 13 ozs. ROA

ASSISTANCES AT LABOUR—*continued.*

Initials of Patient.	No. of Pregnancy.	Delivered.	Discharged.	Notes on Points of Interest.
21. M. P.	2nd	21. 5. 32.	1. 6. 32.	Normal delivery. LOA.
22. M. J. L.	2nd	25. 5. 32.	8. 6. 32.	Breech presentation. LSA. Cord 4ft long. 5 times round baby's neck. Hydrability since P.P.H. Vaginal douche given. Penicillin 6 oz. 8 h.
23. A. F.	1st	3. 6. 32.	14. 6. 32.	Normal Delivery. 1st Dyne day. Developed Thrombosis of leg.
24. J. F. P.	6th	3. 6. 32.		Artificial induction. Normal delivery.
25. L. O. L.	4th	28. 5. 32.	12. 6. 32.	Normal Delivery.
26. L. D.	6th	6. 6. 32.		Normal delivery. Babe 8 lbs 9 ozs. Cord very thick.
27.				
28.				
29.				
30.				
31.				
32.				
33.				
34.				
35.				
36.				
37.				
38.				
39.				
40.				

LABOUR PATIENTS PREPARED.

	Initials of Patient.	No. of Pregnancy.	Delivered.	Discharged.	Notes on Points of Interest.
	1. D.J.L.	2nd	22.1.32.	5.2.32.	Position LOA. Foetal heart heard. Perineal tear, 2 stitches.
	2. B.G.	1st	23.1.32.	6.2.32.	Position LOA. Foetal heart heard. Head low down.
	3. E.G.	2nd	28.1.32.	9.2.32.	Position LOA. Presenting part high up. Foetal heart heard.
	4. M.C.R.	3rd	1.2.32.	13.2.32.	Position ROA Foetal heart heard.
C.S.	5. J.B.	1st	5.2.32.	18.2.32.	Position ROA. Delivery normal. Uneventful puerperium.
	6. K.P.	1st	14.2.32.	29.2.32.	Position LOA. Delivery normal. 9/10 months.
C.S.	7. P.E.H.	1st	19.2.32.	29.2.32.	Position LOA. Delivery normal. 2 stitches. Normal puerperium
	8. C.P.	8th	26.2.32.	14.2.32.	Position LOA. Delivery normal. Avertin Anaesthesia.
	9. G.B.	5th	10.3.32.	22.3.32.	Position ROA. Delivery normal. Bled rather freely.
C.S.	10. Y.O.	2nd	14.3.32	28.3.32.	Avertin Anaesthesia. Delivery normal. 1st degree tear.
	11. L.G.P.	4th	21.3.32.	10.4.32	Slight antepartum haemorrhage. Very irritable patient. Slight toxic goitre. Delivery normal. Developed thrombosis R leg.
	12. D.E.J.	4th	22.3.32.	23.3.32.	Admitted ? show. Not in labour.
	13. A.H.	3rd.	31.3.32.	13.4.32.	Precipitate labour. Babe born during expulsion of enema.
C.S.	14. R.L.S.	6th	6.4.32.		Accidental haemorrhage 7th month. Breech presentation
	15. V.C.	4th	7.4.32.	20.4.32.	ROA: Foetal heart heard. Delivery normal. Mild P.P.H.
	16. G.L.	9th	8.4.32.	21.4.32.	Instrumental delivery. Presenting part obstructed by LOA: very oedematous anterior lip of cervix projecting onto os.
C.S.	17. A.B.G.	4th	11.4.32.	23.4.32.	LOA. Delivery normal. Sl. P.P.H. Cord round babe's face.
	18. L.L.L.	1st	15.4.32	3.5.32.	Palpation difficult. Normal delivery. LOA.
	19. R.K.	4th	14.4.32.	26.4.32.	? position - hard to palpate - Delivery normal.
C.S.	20. D.C.	5th	22.4.32.	Deceased 23.4.32.	LOA. Not in labour. Medicinal induction. Pt died at 8 P.M. during night. ? born living.

LABOUR PATIENTS PREPARED—*continued.*

Initials of Patient.	No. of Pregnancy.	Delivered.	Discharged.	Notes on Points of Interest.
21. D. J. D.	6th	4. 5. 32.	18. 5. 32.	Normal delivery. Healthy female babe.
22. L. P. H.	1st	5. 5. 32	Deceased.	Induced. Occipito Posterior. Instrumental delivery. Craniotomy performed. Condition serious. Pt collapsed.
23. G. H. B.	1st	8. 5. 32	28. 5. 32.	Eclamptic - history of 1 fit before admission. In labour, full dilatation - membranes ruptured midday.
24. C. J. C.	4th	11. 5. 32.	25. 5. 32.	ROP. Small woman. Tense abdomen. Stillborn baby instrumental delivery.
25. R. J.	1st	28. 5. 32.		1st degree contracted pelvis. admitted for induction.
26. G. B.	1st	4. 6. 32.		Delivery normal. 1st degree tear. ROP.
27.				
28.				
29.				
30.				
31.				
32.				
33.				
34.				
35.				
36.				
37.				
38.				
39.				
40.				

CONDUCTIONS.

Initials of Patient.	No. of Pregnancy.	Delivered.	Discharged.	Notes on Points of Interest.
1. J.B.	2nd	26·1·32.	6·2·32.	Normal Delivery: cord over neck once - Cl laceration of perineum.
2. L.C.R.	3rd	1·2·32.	13·2·32.	Normal Delivery - Healthy female child ROA. Vertex.
3. C.L.	3rd	10·3·32.	22·3·32.	Normal Delivery. Cord over baby's neck. LOA.
C.S. 4. L.V.P.	4th	21·3·32.	10·4·32.	Developed thrombosis Rt leg. Improved & treated. Normal Delivery. Cord round neck once. Slight ante-partum haem.
5. A.A.	3rd	31·3·32.	13·4·32.	Precipitate labour. Delivery normal. Cord round baby's neck.
6. O.C.	5th	22·4·32.	Deceased 22·4·32	Normal short labour. Female child. Cl. PPH. Rt collapsed. and died 10 pm. cardiac failure
7. R.L.	6th	6·5·32	6·6·32.	Normal delivery. Small female babe. ROA.
C.S. 8. C.P.	1st	10·5·32.	22·5·32.	Normal delivery. Ether anaesthetic. LOA.
9.				
10.				
11.				
12.				
13.				
14.				
15.				
16.				
17.				
18.				
19.				
20.				

LYING-IN PATIENTS NURSED.

Initials of Patient.	No. of Pregnancy.	Delivered.	Discharged.	Notes on Points of Interest.
1. J.B.	2nd	26.1.32.	6.2.32	Normal delivery. Male child.
2. B.G.	1st.	23.1.32.	6.2.32.	Normal delivery.
3. I.A.R.	1st.	31.1.32.	29.2.32.	Delivery normal. Retained placenta 3 hrs. mins.
C.S. 4. R.S.	2nd	15.2.32	26.2.32.	Normal Delivery. 2 sutures.
5. B.S.	1st	14.2.32.	28.2.32.	Normal Delivery. Babe 1 month premature.
6. B.S.	3rd	10.3.32.	22.3.32.	Normal Delivery. Small babe. LOA.
7. V.D.	2nd	14.3.32.	28.3.32.	Delivery normal. Slight tear. no sutures. LOA.
C.S. 8. I.W.	9th	23.3.32.	5.4.32.	Rectal Anaesthesia. Delivery normal. LOA.
9. E.B.	1st	26.3.32.	19.4.32.	Instrumental delivery. In labour 32 hours. 2nd degree perineal tear. 3 sutures. Fit and well when discharged.
10. A.K.	3rd	31.3.32.	13.4.32	Precipitate labour. Babe delivered in prep. room. Position LOA. Cord once round Babes neck. Developed left cyclitis 10th day.
11. E.G.Lc.	4th	31.3.32.	13.4.32	Medicinal induction. Overdue. Normal delivery.
C.S. 12. L.G.Lc.	1st	5.4.32.	16.4.32.	Instrumental delivery. Albumenuria. Medicinal & mechanical induction
13. S.B.	5th	5.4.32.	19.4.32.	Precipitate labour. Otherwise normal. Position LOA.
14. R.R.S.	4th	4.4.32.		Breech presentation. Severe accidental A.P.H. Stillborn Babe.
15. V.C.	4th	7.4.32.	20.4.32.	Rectal Anaes. Normal delivery. R.O.A. Vertex.
C.S. 16. E.Lc.	9th	8.4.32.	21.4.32.	Prolapsed 2nd. Eye. Presenting hand extracted. Instrumental delivery. Very oedematous ant. lip.
17. E.L.Lc.	1st	15.4.32	3.5.32.	Normal puerperium.
18. E.S.	2nd	9.4.32.	20.4.32	Normal delivery. Short labour. Pale looking woman. Slight P.P.H on return to bed. Did well.
19. D.C.	1st	10.4.32	22.4.32	Normal delivery. Satisfactory puerperium.
C.S. 20. E.B.	2nd	3.5.32.	5.6.32.	Normal delivery. Normal puerperium.

LYING-IN PATIENTS NURSED—*continued.*

Initials of Patient.	No. of Pregnancy.	Delivered.	Discharged.	Notes on Points of Interest.
21. E. P.	1st	10. 5. 32.	22. 5. 32.	Healthy young girl. B. Coli. Pus + in urine. Treated.
22. R. A. C.	4th	15. 5. 32.	28. 5. 32	Impacted shoulders. 1st degree tear.
23. D. E. W.	1st	22. 5. 32.	4. 6. 32.	Normal delivery. Episiotomy R & L. performed.
24. L. B. S.	4th	29. 5. 32.		Normal puerperium.
25.				
26.				
27.				
28.				
29.				
30.				
31.				
32.				
33.				
34.				
35.				
36.				
37.				
38.				
39.				
40.				

BABIES NURSED FOR FIRST TEN DAYS OR MORE.

	Initials.	Born.	Discharged.	Feeding. Breast.	Feeding. Artificial.	Notes on Points of Interest.
	1. B.G.	25.1.32.	6.2.32.	B.G. &	Artificial	Normal. Gained 4 ozs over Birth weight.
	2. J.B.	26.1.32.	6.2.32.	B.	–	Normal. – " 6½ " " " "
	3. J.A.P.	31.1.32.	29.2.32	B.	–.	Mother had blennorr. Normal Babe. Gain 11½ ozs over BH.
C.G.	4. R.P.	14.2.32.	28.2.32	B.	–	Premature 1 month Baby. Did well – Gained 1 oz over birth weight.
	5. P.S.	15.2.32.	26.2.32.	B	–	Normal. BW 11 lbs. 8 ozs. When discharged 11 lbs.
	6. C.G.	10.3.32.	22.3.32.	B.	–	Small male babe. 5 lbs. 15 ozs. When discharged 6 lbs 6 ozs.
	7. J.D.	14.3.32.	28.3.32	B.	–	Normal female child 7 lbs. 10 ozs. When discharged 7 lbs 13 ozs.
	8. J.W.	23.3.32.	4.4.32.	B.	–	Normal male Babe 8 lbs. 14 ozs. – 8 lbs 9 ozs when discharged
	9. G.B.	26.3.32.	19.4.32	B.	–	Healthy female baby. Rather exhausted after birth. Long labour. Instrumental delivery. W. 9 lbs. Weight 8 lbs 15 ozs on disch.
C.G.	10. A.M.	31.3.32.	13.4.32	B.	–	Babe cyanosed for first few days. Did very well.
	11. G.G.C.	31.3.32.	13.4.32	B.	–	Normal Babe – Male – Did not regain BW.
	12. L.G.C.	5.4.32.	16.4.32.	B.	–	Small normal female child 6 lbs 6 ozs. When discharged 6 lbs 5 ozs.
	13. L.C.	5.4.32.	18.4.32.	B.	–	Small child. 6 lbs. 6 ozs. Twin and triplets but did quite well.
	14. V.P.	7.4.32.	20.4.32.	B.	–	Healthy female babe BW. 9 lbs 5 ozs. Progressed well.
C.G.	15. G.G.	8.4.32.	21.4.32.	B.	–	Twins very troublesome. ? Ch. bronchitis due to inspiration of mucus. BW. 9 lbs 5½ ozs.
	16. J.F.	9.4.32	20.4.32	B.	–	Normal healthy male. Did very well.
	17. J.L.G.	15.4.32	9.5.32.	B.	–	Very lazy babe for 1st week. Fed 3 hrly for 2 days. and afterwards did quite well. Circumcised
	18. D.C.	10.4.32	22.4.32.	B.	–	Weight 7 lbs 5 ozs. Babe did very well. Gained weight.
	19. J.B.	9.5.32.	5.6.32.	B.	–	Premature – Made very slow progress.
C.G.	20. C.P.	10.5.32.	22.5.32.	B.	–	Small female babe. 5 lbs 12 ozs. Almost regained B.W.

BABIES NURSED FOR FIRST TEN DAYS OR MORE—*continued.*

Initials.	Born.	Discharged.	Feeding. Breast.	Feeding. Artificial.	Notes on Points of Interest.
21. R. R. C.	15. 5. 32.	28. 5. 32.	B.	-	6 lbs. 13 ozs. Did very well.
22. O. L. N.	22. 5. 32.	4. 6. 32.	B.	-	Weight. 4 lbs. Gained 4 ozs over birth weight.
23. L. B. L.	29. 5. 32.		B.	-	Small healthy female babe.
24.					
25.					
26.					
27.					
28.					
29.					
30.					
31.					
32.					
33.					
34.					
35.					
36.					
37.					
38.					
39.					
40.					

CATHETERS PASSED.

	Initials.	Stage of Labour—Catheter passed.	Notes on Points of Interest.
1.	Ty. C. R.	1st Stage.	Membranes ruptured. Catheter specimen - nothing abnormal.
2.	I. A. P.	Puerperium. 4th day.	Specimen required for laboratory test.
3.	R. S.	1st Stage.	Albuminuria. Specimen for laboratory.
C.S. 4.	L. G. Ty. C.	A. N. C.	For microscopic examination. Urine contains sugar. Hands & feet puffy.
5.	G. B.	Not in Labour.	Pain in lumbar region. (Waiting pt). Ll swelling hands & feet.
6.	S. V. P.	Puerperium 1st Day.	Unable to pass urine. All other nursing measures failed.
7.	Ty. B.	Puerperium 1st Day.	Unable to pass urine. 2nd Degree tear of perineum. } 17 ozs. withdrawn.
C.S. 8.	R. Ty. S.	1st Stage.	Admitted undetected haemorrhage. Vagina packed. Unable to pass urine.
9.	D. C.	2nd Stage.	Primipara with prolonged 2nd Stage - Required catheterizing.
10.	Ty. L. Ty. C.	2nd Stage.	Primipara - towards end of 2nd Stage - Unable to pass urine.
11.	B. S.	Not in Labour.	For bacteriological examination. Normal.
12.	C. P.	Puerperium	Urine offensive. For bacto. exam. On Pot Cit. gpt.
C.S. 13.			
14.			
15.			
16.			
17.			
18.			
19.			
20.			

ABDOMINAL PALPATIONS.

Initials.	Date.	Stage of Labour.	Diagnosis proved later to be Right or Wrong.	Notes on Points of Interest.
1. D.J.S.	22.1.32.	1st Stage	Right.	Position: LOA. Foetal heart heard.
2. B.G.	23.1.32.	1st Stage	Right.	Position: LOA. Foetal heart heard. Head low down.
3. E.G.	28.1.32	2nd Stage	Wrong.	Position: ROA. Foetal heart heard. Presenting part high.
C.G. 4. M.C.R.	1.2.32	3rd Stage	Right.	Position: ROA. Foetal heart heard. Normal delivery.
5. J.B.	5.2.32.	1st Stage	Right	Position: ROA. Foetal heart heard. Normal delivery.
6. R.H.	14.2.32.	1st Stage	Right.	Position: LOA. Foetal heart heard. Delivery normal.
7. P.E.K.	17.2.32	1st Stage	Right.	Position: LOA. " " " " "
C.G. 8. G.B.	4.3.32.	Not in Labour.	Right.	Position: ROA. Foetal heart heard.
9. V.D.	14.3.32.	1st Stage	Right.	Position: LOA. Foetal heart heard. Rouble Rings.
10. J.V.P.	21.3.32.	1st Stage	Wrong.	Position: ROA. Difficult to palpate. Thick abdominal wall.
C.G. 11. D.E.J.	22.3.32.	Show of. Not in Labour.	Right	Thick abdominal wall. Position LOA. Vertex.
12. J.C.	7.4.32.	1st Stage.	Right.	ROA. Back to Right. limbs to left. Delivery normal.
13. G.M.	8.4.32.	1st Stage	Right	LOA. Prolonged 2nd Stage. Presenting part obstructed by oedematous ant. lip.
14. E.B.	4.4.32.	Not in labour.	Right.	Large abdomen. fetal limbs & heart. X-Ray. Proves both breech presentation. Induced.
C.G. 15. A.B.G.	11.4.32.	1st Stage	Right.	LOA. Foetal heart heard. Normal delivery.
16. M.L.M.	14.4.32.	1st Stage	Right.	LOA. Foetal heart heard. Delivery normal.
17. R.H.	14.4.32.	1st Stage	Wrong.	Very difficult to palpate. on account of restlessness. ? ROA. Near end of 1st Stage. Nervous type of patient.
18. D.E.	19.4.32.	Not in labour.	Right.	LOA. Foetal heart heard.
19. D.J.D.	4.5.32.	1st Stage.	Right.	ROA. Normal Delivery.
C.G. 20. L.F.H.	5.5.32	Advanced.	Right	LOA. persistent. Caesarotomy performed

ABDOMINAL PALPATIONS—*continued.*

Initials.	Date.	Stage of Labour.	Diagnosis proved later to be Right or Wrong.	Notes on Points of Interest.
21. G. W. B.	8. 5. 32.	1st Stage.	Right.	ROA. Very loose-flabby abdomen-Eclamptic.
22. E. J. C.	11. 5. 32.	1st Stage.	Right.	ROA. Small woman. Tense abdomen.
23. R. J.	22. 5. 32.	Not in labour.	Right.	LOA. 1st degree contracted pelvis. Induction.
24. G. B.	4. 6. 32	Head of 1st Stage	Right	LOA. Normal delivery.
25.				
26.				
27.				
28.				
29.				
30.				
31.				
32.				
33.				
34.				
35.				
36.				
37.				
38.				
39.				
40.				

RECTAL EXAMINATIONS.

Initials.	Date.	Stage of Labour.	Diagnosis proved later to be Right or Wrong.	Notes on Points of Interest.
1. D.J.S.	22.1.32.	1st	Right.	Hard mass well down.
2. B.G.	23.1.32.	1st	Right.	Hard mass well down.
3. E.G.	28.1.32.	2nd	Right.	Hard mass. Presenting part well up.
C.S. 4. J.B.	5.2.32.	1st	Right.	Hard mass well down.
5. R.S.	14.2.32.	1st	Right.	Hard mass well down.
6. P.E.R.	17.2.32.	1st	Right.	Hard mass felt. well down.
C.S. 7. G.B.	4.3.32.	not in labour.	Right.	Presenting part high practically nothing felt.
8. J.P.	21.3.32.	1st	Right.	Hard mass. Fairly well down. Labour felt. Vertex.
9. D.L.J.	22.3.32	not in labour	Right.	Unable to get presenting part - very high.
C.S. 10. L.G.C.	5.4.32.	2nd	Right.	Head well down.
11. L.A.	6.4.32	not in labour.	Right.	Medical induction. Albuminuria. Nothing felt.
12. V.C.	7.4.32.	1st Stage	Right	Vertex: Hard mass ¾ length of index finger up.
C.S. 13. G.L.C.	8.4.32	1st Stage	Right.	Vertex: Hard mass? Soft tumour in front of presenting part
14. L.A.	5.4.32.	not in labour.	Right.	Discharged 12.4.32. To return for induction. X. Rayed. not pregnant. 6 weeks time. Nothing felt.
15. E.B.	7.4.32.	not in labour	Right.	? Hard mass very high up. (Twins breech presentation)
C.S. 16. D.C.	10.4.32.	1st Stage	Right	Hard mass well down. Vertex presentation
17. A.B.G.	11.4.32.	1st Stage	Right	Hard mass high up.
18. J.C.	12.4.32	2nd Stage	Right	Vertex presenting. Well advanced.
19. G.L.G.	14.4.32.	1st Stage.	Right.	Hard mass fairly well down.
C.S. 20. R.R.	14.4.32	1st Stage.	Right.	Mass high up. Normal delivery.

RECTAL EXAMINATIONS—*continued.*

Initials.	Date.	Stage of Labour.	Diagnosis proved later to be Right or Wrong.	Notes on Points of Interest.
21. Fy. S.	16.4.32.	1st Stage.	Right.	Vertex presenting low down. Delivery normal.
22. D.C.	18.4.32.	Not in Labour.	Right.	Nothing felt. Presenting part high.
23. D.J.D.	4.5.32.	1st Stage.	Right	Hard mass. Liquor length up.
c.s. 24. L.F.H.	5.5.32.	Advanced.	Right	Nothing felt per rectum.
25. E.J.C.	11.5.32.	1st Stage.	Right.	Presenting part high. Vertex.
26. R.J.	22.5.32	Not in labour.	Right.	Presenting part high. Not fixed. Ballotted.
27. Fy.B.	4.6.32.	End of 1st Stage.	Right.	Vertex presenting. Well down.
28.				
29.				
30.				
31.				
32.				
33.				
34.				
35.				
36.				
37.				
38.				
39.				
40.				

OBSTETRICAL ANÆSTHESIA.

Initials.	No. of Pregnancy.	Time begun.	Time of Delivery.	Method of Delivery.	Notes on Points of Interest.
1. A.S.	13th	10.30 pm.	11.42 pm.	Normal.	LOA: Induced labour - mechanical & medicinal.
2. J.A.P.	1st	1.40 am.	5.15 am.	Normal.	ROA. Retained placenta. 3 hrs 5 mins.
3. E.F.H.	8th	1 pm.	1.35 pm.	Normal.	LOA. Medicinal Induction.
4. A.R.L.	5th	6.30 pm.	7.25 pm.	Normal.	LOA. Vertex presentation. Babe. 8 lbs 12½ ozs.
C.S. 5. D.C.	6th	3.30 am.	3.45 pm.	Normal.	LOA. Very long cord. Wound 3 times round baby's neck.
6. C.S.	8th	4.30 pm.	8.02 pm.	Normal.	LOA. Avertin anaesthetic. Cord round neck.
7. V.E.D.	1st	1 am.	2.5 am.	Normal.	LOA. Healthy male babe.
C.S. 8. J.W.	8th	2.45 pm.	4.43 pm.	Normal.	LOA. Avertin anaesthetic and mask.
9. E.F.S.	1st	Avertin 9 am.	6.58 am.	Normal.	Mask necessary for manual removal of placenta.
10. A.E.	6th	1 am.	2.15 am.	Normal.	Very short 2nd Stage. Condition Satisfactory.
C.S. 11. E.J.L.	2nd	5 pm.	5.3 pm.	Normal.	Breech presentation LSA. Cord 4 ft long. 6 times round babs neck. APH Vaginal douche.
12.					
13.					
14.					
15.					
16.					
17.					
18.					
19.					
20.					

ABNORMAL CASES SEEN.

Initials.	No. of Pregnancy.	Nature of Complication.	Treatment.	Result. Mother.	Result. Baby.
1. C.R.	1st	Small narrow pelvis.	Caesarean Section	Satisfactory	Satisfactory
2. L.L.	1st	Albuminuria	Diet. Copious fluids. Colonic irrigations. Mechanical & medicinal induction	Satisfactory	Stillborn
3. M.L.	3rd	Breech presentation. Both legs & one arm extended	Child delivered normally. Arm brought down. Hot towels applied to body.	Satisfactory	Satisfactory.
C.S. 4. O.R.	1st	Eclampsia	On admission. General oedema. Diet. Clinical Lay Cultch. Colonic irrigations. Sweat lumps. Pituitrin & Bromide P.R. Mechanical induction (4th month) Gauze anesthesia. Vagina packed & gauze. Blood transfusion. Rectal Saline. Pituitrin.	Both	Satisfactory.
5. R.G.S.	6th	Accidental Haemorrhage.		Fair.	Stillborn.
6. L.G.L.C.	1st	Albuminuria. 8½ months.	Diet. Copious fluids. Mechanical & medicinal induction	Both	Satisfactory.
C.S. 7. G.L.C.	9th	Oedematous anterior lip. Obstructed labour.	Instrumental delivery.	Satisfactory	Healthy.
8. O.L.R.	2nd	Pyrexia Foetis.	General hospital patient for 1 month prior to labour. Lysol. rest etc.	Very satisfactory	Good.
9. D.L.	5th	A. P.P.H. Cardiac failure.	Bed on blocks raised for shock. Hot vag douche. Intravenous & subcut saline. Digit. ·30 Camphor in oil. Morphine & Atropine ·00	Deceased.	Good.
C.S. 10. E.R.	2nd	Pyrexia Foetis	Absolute rest in bed for 1 month prior to delivery. Lysol CSI TDS.	Both	Satisfactory.
11. L.P.H.	1st	Obstructed Labour.	G.A. Irreducible prolapse. Cephalo-pelvic Craniotomy performed - Instrumental.	Collapsed and died.	Stillborn.
C.S. 12. G.H.B.	1st	Eclampsia - 1 fit.	Colonic irrigation. Fluids. Diet. Lay Cultch and bath. Anthin anaesthesia. Bromide. Instrumental delivery. Rectal.	Good recovery.	Stillborn.
13.					
14.					
15.					
16.					
17.					
18.					
19.					
20.					

hw.

ANTE-NATAL PATIENTS EXAMINED.

Initials.	No. of Pregnancy.	First seen.	Number of Visits.	Date of Delivery.	Result. Mother.	Result. Baby.	Notes.
1. L. R.	1st	29.1.32.	1st +	16.5.32	Both Satisfactory		S. male babe - normal delivery. LOA: Advice given re diet - hygiene - clothing.
2. R. G.	3rd	29.1.32.	2nd + 3.	4.5.32.	Good.	Premature	L. ROA: Advice given: History of miscarriages.
3. J. C.	4th	2.2.32.	1st +	12.4.32.	Both. Satisfactory		Alb + in urine. Seen by Dr. LOA. Vertex presentation Advice & tablets given.
4. J. R.	1st	10.2.32.	1st +				LOA. Foetal sounds faint. 5 months. Primipara
5. J. L.	5th	16.2.32.	1 +	17.2.32.	Satis -	Satis.	ROA. Foetal heart heard - Full Term.
6. E. A.	3rd	19.2.32.	1 + 1				Pelvic measurements small. x-rayed. 1st babe Chilbirth - long difficult labour. 2nd preg. terminated at 2 mths
7. C. S.	1st	16.2.32.					Healthy young woman.
8. M. S.	2nd	12.2.32.	4.	24.3.32.	Satis.	Satis.	Normal delivery - Male babe.
9. E. H.	2nd	19.2.32.		4.4.32.			Yellow vaginal discharge. Urine taken. Hy. B.P. Very mixed infection.
10. O.K.R.	1st	4.3.32.	3	4.4.32.	Fair.	Satis.	Mother single girl. admitted 1.4.32. Eclampsia. 8 fits. Position LOA. Foetal heart heard. Normal Delivery.
11. C. C.	1st	19.3.32.					Fundus palpated - heart sounds heard. In good health. Advice given. Dates indefinite.
12. A. M. M.	6th	11.4.32.	6.2.	6.5.32.	Both Satisfactory		In good health. History of quick labours.
13. A. R. J.	1st	26.4.32.					Pelvic measurement small. Healthy young girl - To be x-Rayed 4th month
14. E. P.	1st	30.4.32.	10.5.32.		Both. Satisfactory		Healthy girl. Normal Delivery. Small babe.
15. H. P.	2nd	13.5.32.					Inverted nipples - K advised.
16. E. W. A.	3rd	29.4.32					Varicose veins troublesome. Bandages applied.
17. E. C.	1st	24.5.32.					Yacked gorlie. B.P. 128. Lysols Col given.
18. G. S.	2nd	27.5.32.					B.P. 146. To be x Rayed. at 4th month.
19.							
20.							

Old.

ANTE-NATAL PATIENTS EXAMINED—*continued.*

	Initials.	No. of Pregnancy.	First seen.	Number of Visits.	Date of Delivery.	Result. Mother.	Result. Baby.	Notes.
21.	B. Wie.	3rd.	20.11.31.	5th.	12.3.32.	Both.	Satisfactory	Normal delivery. Healthy babe.
22.	A. G.	4th	11.11.31.	4th	11.4.32.	Both	Satisfactory	Delivery normal. Sl. PPH. Cord over baby's face. No tear.
23.	A. P.	1st	28.8.31.	8th	24.2.32.	Both.	Satisfactory	Instrumental delivery - Sausage shaped membranes.
24.	J H.	2nd	20.11.31	3rd.	24.2.32.	Both.	Satisfactory	Normal delivery - Babe partially asphyxiated
C.S. 25.	L. F. Y.	4th.	17.11.31.	4th+1+4	5.4.32.	Both.	Satisfactory	albuminuria - Labour induced. Instrumental delivery. Vomiting troublesome. Injections prescribed by Dr.
26.	V.C.	4th	9.12.31.	5.	7.4.32.	Both.	Satisfactory	Good health. Delivery normal. Child post-partum haemorrhage. Healthy female babe
27.	Y. L. Y.	1st	31.10.31.	4th+3.	15.4.32.	Both	Satisfactory	admitted 8am. 14.4.32 membranes ruptured Very well. 2am. Delivered normally male babe 15.4.32.
C.S. 28.	Y. S.	6th	18.12.31.	3rd	17.4.32.	Both.	Satisfactory	Normal Delivery. Healthy babe.
29.	J. B.	1st	16.10.31.	5th	6.2.32.	Both.	Satisfactory	Normal delivery. Male child.
30.	E. V. D.	1st	23.10.31.	10.	5.2.32.	Both.	Satisfactory	Normal Delivery. Male Child.
C.S. 31.	A. Y. A.	9th.	10.2.32.	2.	17.2.32.	Both.	Satisfactory	? Twins felt & X Rayed. - 1 foetus. P.O.P. Head not fixed
32.	R. R. C.	4th.	8.12.31.	5.	15.5.32	Both	Satisfactory	Large normal healthy baby. 10 lbs 8 ozs. Impacted shoulders Pinched babe. 6 lbs 15 ozs. 14 days Tear.
33.	L. H. S.	2nd	8.2.32.	4.	7.5.32.	Both.	Satisfactory	X-Rayed. Injections prescribed for frequent purulent micturition.
C.S. 34.	Y. T. Y.	1st	12.2.32.	3.	27.4.32	Both.	Satisfactory	Delivery normal. Placenta retained 3 hours. Manually removed by Dr. Vaginal douche given.
35.	R. R.	4th	6.10.31.	6	14.4.32	Both	Satisfactory	Normal Delivery male babe. Twenty-two days very swollen and painful. Sent to
36.	E. G. B.	4th	16.2.32.	4.	19.4.32.	All	Satisfactory	admitted 8.4.32. for X Ray. Twins hydramnios nearing weeks. X Ray Chart. twins both breech. present girl - 6 lbs. 4 ozs. boy 6 lbs 15 ozs. Normal delivery - breech.
C.S. 37.	P. K.	1st	28.1.32.	9	4.5.32	Both.	Satisfactory	Prophylactic restitution of posterior position by Bridge's Pelvis.
38.	R. J.	1st	21.12.31.	10.	28.3.32.	Sepsis.	Stillbirth	Mechanical obstr. chin. Small pelvis. Intrauterine fetus wounding of head. Cord prolapsed
39.	D. E. J.	6th	22.1.32.	4.	31.5.32	Both	Satisfactory	admitted 22.5.32 not in labour - ed. ? show. Dischd. 23.5.32. Normal delivery.
C.S. 40.	V. O.	2nd	9.2.32.	11	14.2.32.	Both	Satisfactory	Normal Delivery. Female child 7 lbs 7 ozs.

ANTE-NATAL PATIENTS EXAMINED—*continued.*

Initials.	No. of Pregnancy.	First seen.	Number of Visits.	Date of Delivery.	Result. Mother.	Result. Baby.	Notes.
41. T. R.	1st	23.2.32	5	27.5.32.	Both. Satisfactory		Patient has very cold & cough well. 14.3.32. Normal delivery. ROA. 2nd degree tear. 38 HG.
42. Dau. C.	1st	22.1.32.	4.	10.4.32	Both Satisfactory		Pelvis measurements small. x Ray'd. Admitted 7.4.32 albuminuria. Long labour 24 hrs. Very ill.
43. A. H.	3rd	26.1.32	5	31.3.32.	Both Satisfactory		Healthy looking woman B.P. 140. 15th March Principle labour. (Babe born in chamber).
44. J. F.	2nd	10.3.32					Healthy woman. History of easy labours.
45. S. T. C.	5th	16.4.32.					Not sleeping well. Congenital hip. Short woman.
46. T. Z. P.	1st	26.4.32					In good health.
47. I. S. J.	4th	4.4.32.	2.	23.5.32	Both Satisfactory		Healthy woman. Normal delivery.
48. T. B	1st	29.4.32.					Excellent health.
49. P. B.	3rd	15.4.32.					Previous Babies not breastfed.
50. T. Z.	2nd.	8.3.32.					B.P. 130. Watched carefully.
51. D. T. H.	1st	22.3.32.	6.	28.5.32.	Both. Satisfactory		Healthy woman. Normal Delivery
52. S. Z.	1st	15.4.32.					In good health.
53.							
54.							
55.							
56.							
57.							
58.							
59.							
60.							

PATIENTS NURSED IN THE LYING-IN WARDS.

Initials: B. G. Age: 19. No. of pregnancy: 1st Period of pregnancy: Term.

Reference to other entries—see pages 32. 25. 21. 18. 14.

Admitted 23. 1., 1932, at 4.30 ~~a.m.~~ p.m. Result: Mother: / Child: Satisfactory Discharged: 6. 2. 32.

HISTORY.

Previous history: -

Previous pregnancies, number of: - ; abortions, - ; miscarriages, - ; premature, - ; full term, -

Date of last menstruation: April 3rd., 1931. Health during present pregnancy:

Previous labours, nature of: - Date of last labour: -

CONDITION ON ADMISSION.

Condition on entry, or at beginning of labour: Good.

Temperature: 97°. Pulse: 72. Examined before admission by

Urine: specific gravity, 10.10. ; reaction, acid ; albumen, nil ; sugar, nil

LABOUR.

Began at 5 ~~a.m.~~ p.m. on 23. 1, 1932. Membranes ruptured at 10.40 ~~a.m.~~ p.m. on 23. 1, 1932.

Infant born at 11 ~~a.m.~~ p.m. on 23. 1., 1932. Placenta delivered at 11.10 ~~a.m.~~ p.m. in 10 minutes.

Hours in labour:	Stages. 1st.	2nd.	3rd.	Total.
	4 30/60 hrs	1 hr.	10/60 hrs.	5 40/60 hrs

Perineum ruptured:	Degrees. 1st.	2nd.	3rd.
		–	–

Time of suturing: 11.15 ~~a.m.~~ p.m. on 23. 1., 1932.

Nature of suturing: 1 G.H.G. No. of sutures: 1

Union: Satisfactory.

Presentation: Vertex. Position: L.O.A.

Nature of labour: Normal.

Complications: Nil. Perineal tear

Small laceration of labia.

Placenta: Complete. Membranes: Intact. Liquor amnii: Scanty.

PUERPERIUM.

Lactation established: 8th day. Breasts: Good. Date of first leaving bed: 31. 1. 32.

Complications: nil.

Condition on leaving hospital: Satisfactory

INFANT.

Condition at birth: ~~Premature.~~ ~~Stillborn.~~ Full term. ~~Asphyxiated.~~ Sex: Male. Length: 22½" Weight at birth: 7 lbs. 10 ozs.

Weight at discharge: 7 lbs. 14 ozs.

Mode of feeding: Natural and artificial Date of separation of cord: 31. 1. 32.

Condition on leaving hospital: Satisfactory.

1st day	Transferred from W&G in 2nd stage labour. Bearing pains. Pt. vomited several times. undigested food & mucus. Normal delivery of male child 11pm. 3rd stage labour complete 11.10pm. Pt. 1cc Ergotin Epsilon 1cc given (H.S.) Perineal tear 1st degree. 18th S. Suture. Pulse good. Fundus firm. Lochia. S. & R.
2nd "	Condition satisfactory. Fundus firm. Lochia S. & R. Breasts comfortable.
3rd "	Babe good. ~~Ol Ricini early am.~~ - 3 ist Sure Stych & Syst Fro qqh. Fundus firm Lochia S. & R. Has small lacteation of labia. Iodoform suppository inserted am & pm.
4th "	Ol. Ricini given. BHO. Lochia m. & R. Fundus firm. Breasts good. Lactation established.
5th "	Fairly comfortable. Lochia m. & R. Fundus contracting. Lactation good. Rash irritable. H.S. adrenalin m.x.
6th "	Pt bright. Rash. Child troublesome. Lochia m. & R. Fundus firm. Syr Pres. zi TDS PC.
7th "	Good. Rash easier. Lochia m. & B. Fundus firm.
8th "	Perineal suture removed. - union good. up ½ hour. Very well. Sure Stych. discontin.
9th "	up. 2 hours. Pt. well. Lochia S. & R. Fundus firm. Breasts good.
10th "	" 4 hours. Felt well. Lochia S. & R. Fundus firm.
11th "	" 8 hours. Very well. Is wearing babe - 1 pm feed omitted.
12th "	" 8 hours. " " Lochia S. & R. Fundus firm.
13th "	up all day. " " Babe cross. Circumcised.
14th "	Discharged. Mother and babe satisfactory.

Babe doing well on Humanised Milk. Is to be adopted. Mother a single girl and unable to keep babe when discharged. Babe 1½ ozs over birth weight. C. G.

Initials: J. B. Age: 20. No. of pregnancy: 2nd Period of pregnancy: Full Term.

Reference to other entries—see pages 17. 18. 21.

Admitted 26-1, 1932, at 10 a.m. ~~p.m.~~ Result: Mother: Satisfactory Child: Discharged: 6.2.32.

HISTORY.

Previous history: –

Previous pregnancies, number of: 1; abortions, 0; miscarriages, 0; premature, 0; full term, 1

Date of last menstruation: Feb. 28th, 1931. Health during present pregnancy: normal.

Previous labours, nature of: normal Date of last labour: May 6th 1930.

CONDITION ON ADMISSION.

Condition on entry, or at beginning of labour: Good.

Temperature: 99. Pulse: 96. Examined before admission by Dr. Patterson.

Urine: specific gravity, 10.20; reaction, neutral; albumen, nil; sugar, ? trace

LABOUR.

Began at 2.30 a.m. ~~p.m.~~ on 26.1, 1932. Membranes ruptured artificially at 12.10 ~~a.m.~~ p.m. on 26.1, 1932.

Infant born at 12.17 ~~a.m.~~ p.m. on 26.1, 1932 Placenta delivered at 12.35 ~~a.m.~~ p.m. in 18. minutes.

Hours in labour:

Stages. 1st.	2nd.	3rd.	Total.
8 5/60 hrs	2 12/60 hrs	18 min 60	10 43/60 hrs.

Perineum ruptured:

Degrees. 1st.	2nd.	3rd.
–	–	–

Time of suturing: a.m. p.m. on , 19

Nature of suturing: No. of sutures:

Union:

Presentation: Vertex. Position: LOA.

Nature of labour: normal.

Complications: Slight laceration of perineum

Placenta: Complete and healthy. Membranes: ? Intact. Liquor amnii: Scanty.

PUERPERIUM.

Lactation established: 3rd day. Breasts: Good. Date of first leaving bed: 29.1.32.

Complications: Nil.

Condition on leaving hospital: Satisfactory.

INFANT.

Condition at birth: ~~Premature.~~ ~~Stillborn.~~ Full term. ~~Asphyxiated.~~

Sex: Male Length: 22½" Weight at birth: 4. 4½

Weight at discharge: 4 lbs. 14 ozs.

Mode of feeding: Breast. Date of separation of cord: 31.1.32.

Condition on leaving hospital: Good.

NOTES ON THE LABOUR AND THE PUERPERIUM, WITH SPECIAL REFERENCE TO THE LOCHIA, BREASTS, PROGRESS OF INFANT, ETC.

		Infant.
1st day	Admitted 10 am. in labour. Routine preparation. Membranes ruptured artificially. Normal male child delivered 12.17 pm. Position O.A. Vulva. Condition good. Fundus firm. Aseptic ½ pint 1cc. given.	Healthy male child. 4-½ lbs.
2nd "	BO frequently. Lochia S.&R. Fundus firm. Breasts good.	Satisfactory. BO. PM. PO.
3rd "	Ol. Ricini given. BO ++ Lochia S.&R. Fundus contracting.	Good. Sucking well.
4th "	Good. Lactation established. Breasts good. Lochia S.&R. Fundus.	Weight 4.3. Slightly jaundiced
5th "	Satisfactory. Lochia S.&R. Fundus firm. Up. 10 mins. Felt well.	Water ?? between feeds.
6th "	Pt. bright. up. ½ hour. Felt very well. Lochia S.&R.	Good. Cord. separated.
7th "	Doing well. up. 2 hours. Lochia S.&R. Fundus firm.	" PO. BO.
8th "	" " up. 4 hours. " " " " "	Doing well.
9th "	" " up. 8 hours " " " " "	" "
10th "	" " up 8 hours. " " " " "	" "
11th "	" " up. All day	" "
12th "	Discharged. Normal puerperium.	Discharged.
13th "		Weighed 6½ ozs over. BW.
14th "		
		C.S.

Initials: J. A. P. Age: 24. No. of pregnancy: 1st Period of pregnancy: Full. Term.

Reference to other entries—see pages 11, 18. 21 24. 34

Admitted 30. 1., 1932, at 11.30 ~~a.m.~~ p.m. Result: Mother: Fair. Child: Doing well. Discharged: 28. 2. 32.

HISTORY.

Previous history: Ante. Natal Chart. 101 7. Health. Good.

Previous pregnancies, number of: 0; abortions, 0; miscarriages, 0; premature, 0; full term, 0

Date of last menstruation: 25. 1. April; 1932. Health during present pregnancy: Good.

Previous labours, nature of: — Date of last labour: —

CONDITION ON ADMISSION.

Condition on entry, or at beginning of labour: Good.

Temperature: 99⁶. Pulse: 96 Examined before admission by —

Urine: specific gravity, 10.20.; reaction, Acid; albumen, nil; sugar, nil.

LABOUR.

Began at 11 ~~a.m.~~ p.m. on 30. 1, 1932. Membranes ruptured at 11.30 ~~a.m.~~ p.m. on 30. 1, 1932.

Infant born at 5.15 a.m. ~~p.m.~~ on 31. 1. 1932. Placenta delivered at 8.20 a.m. ~~p.m.~~ in 3 hrs. 5 minutes.

Hours in labour:	Stages. 1st.	2nd.	3rd.	Total.
	3 15/60 hrs	5 hrs	3 5/60 hrs	9 20/60 hrs

Perineum ruptured:	Degrees. 1st.	2nd.	3rd.

Time of suturing: a.m. p.m. on , 19

Nature of suturing: No. of sutures:

Union:

Presentation: Vertex. Position: R.O.A.

Nature of labour: Abnormal.

Complications: Retained placenta - Pain left labium. Much bruising. Slight superficial tear.

Placenta: Complete. Healthy. Membranes: Complete. Liquor amnii: Normal Amount.

PUERPERIUM.

Lactation established: 3rd day. Breasts: Good. Date of first leaving bed: 6.2.32.

Complications: Pleurisy R. Lung. History of same one week before admission.

Condition on leaving hospital: Fair - Still some crepitations top of R. Lung.

INFANT.

Condition at birth: ~~Premature.~~ ~~Stillborn.~~ Full term. ~~Asphyxiated.~~

Sex: Female. Length: 20" Weight at birth: 8 lbs. 4 ozs.

Weight at discharge: 9 lbs. 2½ ozs.

Mode of feeding: Breast. Date of separation of cord: 4. 2. 32.

Condition on leaving hospital: Doing well.

WAIKATO HOSPITAL

Hamilton.

			CE TO THE Infant. Bw 8lb. 4ozs.
			lthy female - Height.
20th Day -	Good. No pain. Appetite good. Babe doing well.		d. PO. PN. Suckling well.
21st Day -	Sleeping a lot. Feeling well. No Lochia. Infant. Good 8.9.		PO. Suckling well.
22nd Day -	Good. Chest examined by Dr. D. higher today.		PO. BO. Weight. 8 lbs
23rd Day -	Very bright and feeling well. Temp normal. Infant good W. 8.12½.		Suckling well
24th Day -	Good am. A little brighter.		" " W. 4 lbs. 15 ozs.
24.2.32. 25th Day.	Good am. Bright and comfortable. Infant good W. 8 - 12.		" "
26th Day.	Up. Feeling well.		" " PN. BO.
27th Day.	Good. Not complaining. Babe good. W. 8.14½.		" " W 4 lbs. 15 ozs.
28th Day.	Good. Feeling well.		" "
29th Day.	Patient discharged. Examined by Dr Fitzpatrick. Still some crepitations top of right lung. History of pleurisy one week before admission to hospital. Babe doing well. Weight when discharged. 9 lbs 2½ ozs.		" " W. 4 lbs. 15 ozs.
			" Suckling well.
			" W. 8 lbs. 2 ozs.
			" Contented.
			" W. 8 lbs. 3½ ozs.
			"
			" W. 8 lbs. 6 ozs.
			" Good.
			" W. 8 lbs. 7 ozs.

29.2.32.

C. G.

Infant. Bw. 8 lb. 4 ozs.

1st day	Delivered of normal female child 8.15 am: Placenta extracted 8 hrs 6 mins. P.V. sufficient. 20 am. Placenta delivered naturally. Complete. Bleeding. Pain left lumbar. Catheterised. Urine [illegible] Bowels [illegible]	Healthy female - Height.	
2nd "	P.100 T. 99.8. Quite bright. Urine [illegible] 40 P.O. 11 am. & 3 pm. Pd. vaginal douche given. Fundus high firm. Position obliquis. Corrected & pat. Lochia S & R. Irritation relieved	Good. PO. PN. Sucking well.	
3rd "	Ol. Ricini given. BWO. Lochia S & R. Fundus firm. Position good. Breasts good.	" PO. Sucking well.	
4th "	Temp normal. Sponged 99°. Breasts inspected & painful. Antiphlo plaster applied at 9 am. Enema given good result. Lochia m & B. Fundus firm. Transferred to Bed 16.	" PO. BO. Height. 8 lbs	
5th "	Complaining pleuritic pain left chest. Antiphlo plaster applied. Sponged TDS. Breasts improved. Pd Continued Tr. TDS. Lochia m & R. Fundus firm.	" Sucking well	
6th "	Much brighter. Lochia m & B. Fundus firm. Vaginal douche returned clear. Enema given good result. Breasts improved. Appetite good.	" " " W. 4 lbs. 15 ozs.	
7th "	up 10 mins. Well. Antiphlo plaster renewed. Ol. Ricini given. BWO. Lochia m & B. Cath spec. of urine sent to lab. Report normal.	" " "	
8th "	up ½ hour very well. Lochia S & B. Fundus firm. Plaster renewed.	" " " W. BO.	
9th "	Complained. Not up today. Lochia S & B. " " Still some pleuritic pain.	" " " W. 4 lbs. 15 ozs.	
10th "	up ½ hour. Brighter. Pain easier. Plaster renewed to chest.	" " "	
11th "	up 2 hours. Well. BWO. Lochia S & P. Plaster discontinued. Breasts good.	" " " W. 4 lbs. 15 ozs.	
12th "	Not up. A little breathless on exertion. Still some pain. BO. Lochia S & P.	" " Sucking well.	
13th "	up to lavatory only. Less pain. BWO. Lochia S & P.	" " W. 8 lbs. 2 ozs.	
14th "	Plaster renewed to chest. Not up at all. Fluid pm. Lochia S & P. BO.	" " Condemned.	
15th "	Still some pain in chest. Less fluid. BO. Lochia. S & P.	" " W. 8 lbs. 3½ ozs.	
16th "	T. 99.2 P. 100. Chest aspirated 40 cc. fluid & drawn for Bact: exam.	" "	
17th "	Much the same. Appetite fair. Lochia very scanty.	" " W. 8 lbs. 6 ozs.	
18th "	Sucking well. Syr. Fer. Z ii TDS. No Lochia.	" " Good.	
19 " "	Very bright. No pain.	" " W. 8 lbs. 7 ozs.	

C. S.

Initials: R. P. Age: 21. No. of pregnancy: 1st Period of pregnancy: 9/10 months.

Reference to other entries—see pages 11 - 14 - 19 - 21 - 24 - 26 - 32.

Admitted 14 - 2, 1932, at 11.45 a.m. ~~p.m.~~ Result: Mother: Satisfactory Child: Discharged: 21.2.32.

HISTORY.

Previous history: Auto Lakie 141.

Previous pregnancies, number of: 0; abortions, 0; miscarriages, 0; premature, 0; full term, 0

Date of last menstruation: June 10th, 1931. Health during present pregnancy: Fair.

Previous labours, nature of: 0 Date of last labour: 0

CONDITION ON ADMISSION.

Condition on entry, or at beginning of labour: Albuminuria - Hands and feet swollen.

Temperature: 98 Pulse: 92. Examined before admission by Dr. Blundell.

Urine: specific gravity, 10.20; reaction, alkaline.; albumen, present.; sugar, nil.

LABOUR.

Began at 11 ~~a.m.~~ p.m. on 13.2., 1932. Membranes ruptured at 4.30 ~~a.m.~~ p.m. on 14.2, 1932.

Infant born at 4.50 ~~a.m.~~ p.m. on 14.2, 1932. Placenta delivered at 5 ~~a.m.~~ p.m. in 10 minutes.

Hours in labour:

Stages. 1st.	2nd.	3rd.	Total.
14hrs.	50/60 minutes	10/60 minutes	18hrs.

Perineum ruptured:

Degrees. 1st	2nd.	3rd.

Time of suturing: a.m. p.m. on , 19

Nature of suturing: No. of sutures:

Union:

Presentation: Vertex. Position: LOA.

Nature of labour: Normal.

Complications: Nil.

Placenta: Complete and healthy. Membranes: Complete. Liquor amnii: Normal Amount.

PUERPERIUM.

Lactation established: 2nd day. Breasts: Good - Nipples inverted Date of first leaving bed: 19.2.32.

Complications: Nil.

Condition on leaving hospital: Satisfactory.

INFANT.

Condition at birth: Premature. 9/10 mths. ~~Stillborn.~~ ~~Full term.~~ ~~Asphyxiated.~~ Sex: Female. Length: 20" Weight at birth: 5 lbs. 5 ozs.

Weight at discharge: 5 lbs. 6 ozs.

Mode of feeding: Breast fed. Date of separation of cord: 22.2.32.

Condition on leaving hospital: Satisfactory.

NOTES ON THE LABOUR AND THE PUERPERIUM, WITH SPECIAL REFERENCE TO THE LOCHIA, BREASTS, PROGRESS OF INFANT, ETC.

B.P. 148 on admission.

		Infant.
1st day	Admitted in 1st stage labour. Attending present in village. Labour fast owing to [illegible]. Normally delivered of healthy female child 1-month premature at 4.50 p.m. Placenta complete. Perineum intact. Condition satisfactory. Lochia r+R. Fundus firm.	B.W. 5 lbs 5 ozs. healthy. 1-month premature - Delid. PUPM.
2nd "	P.V. Lochia r+R. Fundus firm. Lactation established. Nipples small inverted. Milk expressed qqh.	Not taken to mother. Breast milk given by bottle. PU. PM. W. 0 lb. 12 oz.
3rd "	Very well. BNO. 8 Urina given - good night. Lochia m+R. Fundus firm and involuting. Milk expressed qqh. Breast good	Taking food well. BM. ½ oz 3 hly.
4th "	Satisfactory. Lochia r+R. Fundus firm.	Fair today. W. 5 lbs.
5th "	Up 10 mins. A. pain in lumbar region. Lochia m+R. Fundus firm.	Sucking better. P.U. BO.
6th "	Up ½ hour. Feeling well. Breasts good. Milk expressed. Lochia m+B. Fundus firm	Fed 3 hly. Sucking well. PU. BO. W 5·1.
7th "	Up. 2 hours. " " Lochia m+B. Fundus firm. Breasts good.	" " " Not sucking so well.
8th "	Up 4 hours. " " Lochia S+PK. " " " "	" Four hly. Sucking well. W. 5·2.
9th "	Up. 6 hours " " Lochia S+PK. Breasts good.	Sucking well. BO PU.
10th "	Up. 8 " " " Lochia S+PK.	" " W. 5 lbs. 4 ozs.
11th "	Up. 8 " " " Lochia S+PK. " "	" " PU. BO.
12th "	Up all day " " Lochia S+PK. " "	" " W. 5 lbs. 4 ozs.
13th "	" " " " " Lochia S+PK. " "	" " PU BO.
14th "	Patient discharged. Feeling very well.	Doing well. W. 5 lbs. 6 ozs.
	28. 2. 32.	
		C. G.

Initials: P.S. Age: 23. No. of pregnancy: 2nd. Period of pregnancy: Full. Term.

Reference to other entries—see pages 21.

Admitted 16.2., 1932, at 5.15 a.m. ~~p.m.~~ Result: Mother: Satisfactory Child: Discharged: 26.2.32.

HISTORY.

Previous history: Auto Lobal. Chart - St Helens Copy.

Previous pregnancies, number of: 1; abortions, -; miscarriages, -; premature, -; full term, 1

Date of last menstruation: May 6th, 1931. Health during present pregnancy: Fair.

Previous labours, nature of: Normal. 2 Cultures. Date of last labour: Sept. 11th 1929.

CONDITION ON ADMISSION.

Condition on entry, or at beginning of labour: Good.

Temperature: 97.4 Pulse: 100. Examined before admission by -

Urine: specific gravity, 10.20; reaction, alkaline; albumen, nil; sugar, nil.

LABOUR.

Began at 2 a.m. ~~p.m.~~ on 15.2., 1932. Membranes ruptured artificially at 9.35 a.m. ~~p.m.~~ on 15.2., 1932.

Infant born at 9.45 a.m. ~~p.m.~~ on 15.2., 1932. Placenta delivered at 9.55 a.m. ~~p.m.~~ in 10 minutes.

Hours in labour:

Stages. 1st.	2nd.	3rd.	Total.
6 15/60 hrs	1 40/60 hrs	10/60 mins	7 45/60 mins

Perineum ruptured:

Degrees. 1st.	2nd.	3rd.
1st.	-	-

Time of suturing: 10 a.m. ~~p.m.~~ on 15.2., 1932.

Nature of suturing: Catgut. No. of sutures: 2.

Union: Good.

Presentation: Vertex. Position: L.O.A.

Nature of labour: Normal.

Complications: 1st degree. tear of perineum.

Placenta: Complete and healthy. Membranes: Complete. Liquor amnii: Excessive.

PUERPERIUM.

Lactation established. 3rd day Breasts: Good. Date of first leaving bed: 22.2.32.

Complications: Nil.

Condition on leaving hospital: Satisfactory.

INFANT.

Condition at birth: ~~Premature.~~ ~~Stillborn.~~ Full term. ~~Asphyxiated.~~

Sex: Male. Length: 22½. Weight at birth: 11 lbs 8 ozs.

Weight at discharge: 11 lbs.

Mode of feeding: Breast fed. Date of separation of cord: 24.2.32.

Condition on leaving hospital: Satisfactory.

NOTES ON THE LABOUR AND THE PUERPERIUM, WITH SPECIAL REFERENCE TO THE LOCHIA, BREASTS, PROGRESS OF INFANT, ETC.

		Infant.
1st day	Admitted 6.15 am. in 1st stage labour. Routine prep. Pains increased gradually. Normal delivery male child 9.05 am. Placenta & membranes complete. 1st deg. m. tear, injures P. Planted after delivery. Ergoty 1/20 given. Mud thick afterf. Condition improved 6 pm. Lochia S & R. Fundus firm.	Large healthy male babe. BW. 11 lbs. 2 ozs. PU. PM.
2nd "	Lochia very free & red. Ergot ½ given. Fundus firm. Post confinement hygiene + DS. Iodoform suppository once daily. Lupulo Col. m ½ TDS. Breasts good. ap. given.	Good. Sucking well. W 11 lbs. 1 oz.
3rd "	BNo. enema given - good result. Lochia S & R. & small blood clots expressed. Fundus firm. Breasts good. Lactation established	" " " PU. PM.
4th "	Satisfactory - Lochia S & R. Fundus firm. Breasts good.	" " " W 10 lbs. 9 ozs.
5th "	Sl. headache. Aspros ½ given. Lochia ½ & R. Fundus firm & involuting	" " "
6th "	Satisfactory. Lochia ½ & R. Fundus involuting. Enema given. good result.	" " " W 11 lbs.
7th "	Good. Sutures out. Perin fair. Lochia ½ & R. Fundus firm.	" " "
8th "	Up 10 mins. Felt well. Enema given. normal Result. Lochia ½ & B.	" " " W 11 lbs 2 ozs.
9th "	Up. 4 hours " " Ap. given. Lochia ½ & B.	" " "
10th "	Up. 6 hours " " Lochia ½ & B. Breasts good.	Cord separated. W 10 lbs. 15 ozs.
11th "	Up. 8 hours " " Lochia ½ & B. BNo. Bathed.	Good.
12th "	Up. 8 hours " " " S & PM. Condition Satisfactory.	" Weight. 11 lbs.
13th "		Doing well.
14th "		
	Father and babe both discharged 12th day - 26.2.32.	
	Patient rather nervous type of woman. has a pitch	
	given Lupulo Col m ½ TDS. to continue with same at	
	home.	C. G.

Initials: C. H. Age: 34 No. of pregnancy: 3rd Period of pregnancy: Full. Term.

Reference to other entries—see pages 17, 18, 21,

Admitted 10. 3., 1932, at 3.45' a.m. ~~p.m.~~ Result: Mother: Satisfactory Child: Discharged: 22. 3. 32.

HISTORY.

Previous history: Not an ante-natal patient.

Previous pregnancies, number of: 2; abortions, -; miscarriages, -; premature, -; full term, 2.

Date of last menstruation: June. 4th, 1932 Health during present pregnancy: Satisfactory.

Previous labours, nature of: Normal. Date of last labour: Jan 16th 1930.

CONDITION ON ADMISSION.

Condition on entry, or at beginning of labour: Good.

Temperature: 97. Pulse: 70. Examined before admission by —

Urine: specific gravity, 10.0 b' ; reaction, Acid. ; albumen, Trace. ; sugar, nil.

LABOUR.

Began at 12 a.m. p.m. on 10. 3., 1932. Membranes ruptured at 12 a.m. p.m. on 10. 3., 1932.

Infant born at 2 ~~a.m.~~ p.m. on 10. 3., 1932. Placenta delivered at 2. 34 ~~a.m.~~ p.m. in 34 minutes.

Hours in labour:

Stages. 1st.	2nd.	3rd.	Total.
13 30/60 hrs	19/60 mins	34/60 mins	14 37/60 hrs.

Perineum ruptured:

Degrees. 1st.	2nd.	3rd.
—		

Time of suturing: a.m. p.m. on , 19

Nature of suturing: No. of sutures:

Union:

Presentation: Vertex Position: L.O.T.

Nature of labour: Normal.

Complications: Nil.

Placenta: Complete. Membranes: Complete. Liquor amnii: Haduate.

PUERPERIUM.

Lactation established: 3rd day. Breasts: Good. Date of first leaving bed: 15. 3. 32.

Complications: Nil.

Condition on leaving hospital: Good.

INFANT.

Condition at birth: ~~Premature.~~ Stillborn. Full term. ~~Asphyxiated.~~ Sex: Male. Length: 18½" Weight at birth: 8 lbs 15 ozs.

Weight at discharge: 6 lbs 6 ozs.

Mode of feeding: Breast fed. Date of separation of cord: 19. 3. 32.

Condition on leaving hospital: Satisfactory.

NOTES ON THE LABOUR AND THE PUERPERIUM, WITH SPECIAL REFERENCE TO THE LOCHIA, BREASTS, PROGRESS OF INFANT, ETC.

		Infant.
1st day	Admitted in 1st stage labour 3.45 am. Routine prep. Pituitrin. Normally delivered of healthy male babe. 2 pm 10.1.32. 3rd stage complete in 34 mins. Cord round baby's neck once. Lochia f+R. Satisfactory.	H. 5 lbs. 15 ozs. PU. PM.
2nd "	Asp. 5 & Pituitrin for bladder. O2 Rectal pituitrin. BNO. Enema "Gem". Large normal result. Fundus firm & involuting. Lochia f+R.	Sucking well. PU PM.
3rd "	Satisfactory. Fundus firm. Lochia f+R. Lactation established. Breasts very full. Hand expression + breast pump after feeds.	Sucking well. 5 lbs 15 ozs.
4th "	Good. Fundus in lochia f+R. Breasts good. Enema prior. BNO.	Doing well. PU. PM.
5th "	Satisfactory. Fundus firm and involuting. Lochia f+R. Breasts full. not painful. up. 10 mins feel well.	Weight 6 lbs. 2 ozs. Thriving.
6th "	up to lavatory feel well. Enema prior. good normal result. Fundus firm. Lochia f+R. Breasts good.	Doing well. PU.
7th "	up, hour. Feeling well. Fundus involuting. Lochia f+B. Breasts good.	The same. Weight 6 lbs 2 ozs.
8th "	up 2 hours. " " Lochia f+B. Fundus and Breasts. Satisfactory.	Good cit zen. Supplies.
9th "	up 4 hours. " " Fundus Lochia + Breast. Satisfactory. BO	Circumcised W. 6 lbs 4 ozs.
10th "	up 6 hours " " " " " " BO.	Babe good. PU. BO.
11th "	up 8 hours " " L.o. discharge in am.	" " Weight 6 lbs 5 ozs.
12th "	Father and babe both discharged 12th day.	Weight 6 lbs 6 ozs. Babe
13th "	Condition Satisfactory.	much more contented.
14th "	22.3.32.	
		C G.

Initials: Y. O. Age: 20. No. of pregnancy: 2nd Period of pregnancy: Full Term.

Reference to other entries—see pages 34, 25, 21, 18, 14.

Admitted 14.3, 1932, at 10.45 a.m. ~~p.m.~~. Result: Mother: Satisfactory Child: Discharged: 28.3.32.

HISTORY.

Previous history: Quite healthy. 198.

Previous pregnancies, number of: 1; abortions, -; miscarriages, -; premature, -; full term, 1.

Date of last menstruation: May 13th, 1931. Health during present pregnancy: Fair.

Previous labours, nature of: Normal. Recently Confinement. Date of last labour: 18.3.31.

CONDITION ON ADMISSION.

Condition on entry, or at beginning of labour: Good.

Temperature: 98 Pulse: 80. Examined before admission by -

Urine: specific gravity, 10.10; reaction, alkaline; albumen, nil; sugar, nil.

LABOUR.

Began at 4 a.m. ~~p.m.~~ on 14.3, 1932. Membranes artificially ruptured at 4.15 ~~a.m.~~ p.m. on 14.3, 1932

Infant born at 4.25 ~~a.m.~~ p.m. on 14.3, 1932. Placenta delivered at 4.50 ~~a.m.~~ p.m. in 25 minutes.

Hours in labour:

Stages. 1st.	2nd.	3rd.	Total.
4 hrs.	3 hrs. 25 min.	25 min.	12 hrs. 50 min.

Perineum ruptured:

Degrees. 1st.	2nd.	3rd.
1st.	-	-

Time of suturing: a.m. p.m. on , 19

Nature of suturing: -

Union:

No. of sutures: 0

Presentation: Vertex.

Position: L.O.T.

Nature of labour: Normal. (Caudal anaesthesia.)

Complications: Pl. lean. perineum. no sutures.

Placenta: Complete. Membranes: Complete. Liquor amnii: Moderate.

PUERPERIUM.

Lactation established: 3rd day Breasts: good. Date of first leaving bed: 19.3.32.

Complications: nil.

Condition on leaving hospital: Satisfactory.

INFANT.

Condition at birth: Premature. ~~Stillborn.~~ Full term. ~~Asphyxiated.~~

Sex: Female. Length: 21" Weight at birth: 4 lbs. 10 ozs.

Weight at discharge: 4 lbs. 13 ozs.

Mode of feeding: Breast. Date of separation of cord: 19.3.32.

Condition on leaving hospital: Satisfactory.

NOTES ON THE LABOUR AND THE PUERPERIUM, WITH SPECIAL REFERENCE TO THE LOCHIA, BREASTS, PROGRESS OF INFANT, ETC.

		Infant.
1st day	Admitted 12 Sept. Labour. Strong after pains. Rectum free. Lochia scanty. 12 noon. Slept for 1½ hours. Pulse weak. Lochia scanty. Delivered female child 2.25. 3rd stage complete 25 mins. Fundus firm.	Normal healthy female. Weight 4 lbs. 10 ozs. P.U. P.M.
2nd "	Kept well. Satisfactory. Lochia S. & R. Fundus firm. Breasts good.	Sucking well. P.U. P.M.
3rd "	Satisfactory. Enema given. Good result. Lochia S. & R. Fundus firm.	Doing well.
4th "	Good. Fundus involution. Lochia S. & R. Breasts good.	Slightly jaundiced. Water given between feeds. Wt. 4 lbs. 3 ozs.
5th "	Satisfactory. Up 10 mins. Fundus firm. Lochia M. & B.	Good. W. 4 lbs. 8 ozs.
6th "	Up 30 minutes. Feeling well. " " Lochia M. & R. Cystitis given.	" Sucking well.
7th "	Up 1 hour. " " " " Lochia M. & B.	" W. 4 lbs. 11 ozs.
8th "	Up 2 hours. " " Lochia S. & B. Pure Glycet & Cystitis TDS.	" Doing well.
9th "	Up 4 hours. Breasts good. Lochia M. & R. " " "	" Contented.
10th "	Up 6 hours. " " Lochia S. & R. First given.	" "
11th "	Up 8 hours. " " Lochia S. & R.	" W. 4 lbs. 13 ozs.
12th "	Up 8 hours. " " Lochia Scanty.	Doing well.
13th "	Up all day. Feeling very well.	Weight 4 lbs 15 ozs.
14th "	Mother and baby both discharged. Condition of both. Satisfactory.	
	28. 9. 32.	
		C.G.

Initials: J. K. Age: 31. No. of pregnancy: 9th Period of pregnancy: Full Term.

Reference to other entries—see pages

Admitted 25.3, 1932, at 1 ~~a.m.~~ p.m. Result: Mother: Satisfactory Child: Discharged: 5.4.32.

HISTORY.

Previous history: See Antenatal Chart. etc. 190.

Previous pregnancies, number of: 8; abortions, -; miscarriages, 1; premature, -; full term, 7

Date of last menstruation: May 26th, 1931. Health during present pregnancy: Good.

Previous labours, nature of: Normal. Date of last labour: 2.11.30.

CONDITION ON ADMISSION.

Condition on entry, or at beginning of labour: Good.

Temperature: 98.4 Pulse: 90. Examined before admission by -

Urine: specific gravity, 10.20; reaction, acid; albumen, nil; sugar, nil.

LABOUR.

Began at 12.30 a.m. ~~p.m.~~ on 23.3., 1932. Membranes ruptured at 1.30 a.m. ~~p.m.~~ on 22.2., 1932.

Infant born at 4.43. ~~a.m.~~ p.m. on 23.3., 1932 Placenta delivered at 4.51. ~~a.m.~~ p.m. in 8. minutes.

Hours in labour:

Stages. 1st.	2nd.	3rd.	Total.
15 30/60 hrs.	43/60 min.	8 min.	16 1/60 hrs.

Perineum ruptured: Degrees. 1st. 2nd. 3rd.

Time of suturing: a.m. p.m. on , 19

Nature of suturing: No. of sutures:

Union:

Presentation: Vertex Position: LOA.

Nature of labour: Normal. Anesthesia Anaesthetic.

Complications: nil

Placenta: Complete. Membranes: Complete. Liquor amnii: Normal.

PUERPERIUM.

Lactation established: 3rd Day Breasts: Good. Date of first leaving bed: 29.3.32.

Complications: nil.

Condition on leaving hospital: Satisfactory.

INFANT.

Condition at birth: Premature. ~~Stillborn.~~ Full term. ~~Asphyxiated.~~ Sex: Male. Length: 22½" Weight at birth: 8 lbs 14 ozs.

Weight at discharge: 8 lbs 9 ozs.

Mode of feeding: Breast. Date of separation of cord: 29.3.32.

Condition on leaving hospital: Doing well.

Patient first admitted February 22nd. membranes ruptured but not in labour.
Discharged March 2. 1922. History of short labours.

NOTES ON THE LABOUR AND THE PUERPERIUM, WITH SPECIAL REFERENCE TO THE LOCHIA, BREASTS, PROGRESS OF INFANT, ETC.

		Infant.
1st day	Readmitted in 1st stage of labour. Membranes ruptured [illegible] 4.45 pm. 3rd stage complete 8 mins. Got ergotin 1 cc. Condition good.	Male baby. W. 8 lbs. 14 ozs.
2nd "	Satisfactory. Fundus hard to feel. abdomen distended. Enema given good result, flatus passed. Lochia ½ R. Breast good.	Sucking well. 8 lbs. 6 ozs.
3rd "	Fundus firm. Abdomen still distended B.H.O. Fundus firm. Lochia ½ R.	Good
4th "	Good. Fundus firm. Milk expressed after each feed. Lochia ½ R.	Doing well. Rather cross.
5th "	Comfortable. Fundus, breasts and lochia O.K. up 10 mins.	Weight. 8 lbs 7½ ozs.
6th "	up ½ hour. Feeling well. Lochia S.P.R. Fundus and Breasts. O.K.	Cord separated. Quite [illegible] between feeds.
7th "	up. 1 hour. " " Lochia scanty.	Good. Height 8 lbs 10 ozs.
8th "	up 2 hours " " " " Breasts and fundus satisfactory	The same. P.O.B.O.
9th "	up 4 hours " " " " Doing well.	Cuminicia Height 8 lbs. 10½ ozs.
10th "	up 6 hours. Comfortable. Breasts and fundus satisfactory.	Satisfactory.
11th "	up 8 hours. Doing well.	"
12th "	up all day. Feed satisfactory.	"
13th "	Father and babe both discharged.	Height 8 lbs 9 ozs.
14th "	Condition satisfactory.	
	5. 4. 22.	
		C.G.

Initials: G. B. Age: 26 No. of pregnancy: 1st Period of pregnancy: Full Term.

Reference to other entries—see pages 18. 21. 24.

Admitted 25. 3, 1932, at 11 ~~a.m.~~ p.m. Result: Mother: / Child: Satisfactory Discharged: 19. 4. 32.

HISTORY.

Previous history: -

Previous pregnancies, number of: 0; abortions, 0; miscarriages, 0; premature, 0; full term, 0

Date of last menstruation: 24. 6., 1931. Health during present pregnancy: Good.

Previous labours, nature of: - Date of last labour: -

CONDITION ON ADMISSION.

Condition on entry, or at beginning of labour: Good.

Temperature: 99° Pulse: 92 Examined before admission by Dr Lamb.

Urine: specific gravity, 10.10; reaction, acid; albumen, nil; sugar, nil.

LABOUR.

Began at 4.30 a.m. ~~p.m.~~ on 25. 3., 1932. Membranes ruptured at 12.30 ~~a.m.~~ p.m. on 26. 3, 1932.

Infant born at 4.2 ~~a.m.~~ p.m. on 26. 3., 1932. Placenta delivered at 4.20 ~~a.m.~~ p.m. in 18 minutes.

Hours in labour:	Stages. 1st.	2nd.	3rd.	Total.
	29 hrs.	3 hrs 40.	18 40.	32 hrs 40

Perineum ruptured:	Degrees. 1st.	2nd.	3rd.
	-	+	-

Time of suturing: 4.10 a.m. p.m. on 26. 3, 1932.

Nature of suturing: Pt G. No. of sutures: 8.

Union: Good.

Presentation: Vertex. Position: L.O.A.

Nature of labour: Instrumental.

Complications: Uterine Inertia.

Placenta: Complete Membranes: Complete. Liquor amnii: Gradually.

PUERPERIUM.

Lactation established: 3rd Day. Breasts: Good. Date of first leaving bed: 6. 4. 32.

Complications: Nil.

Condition on leaving hospital: Good.

INFANT.

Condition at birth: ~~Premature.~~ ~~Stillborn.~~ Full term. ~~Asphyxiated.~~

Sex: Female. Length: 22. Weight at birth: 9 lbs.

Weight at discharge: 9 lbs 15 ozs.

Mode of feeding: Breast. Date of separation of cord: 30. 3. 32.

Condition on leaving hospital: Progressed Satisfactorily.

25.3.32. Patient admitted in 1st Stage of Labour. Length pos. Amnotomy too freely, am. Pains regular not severe.
26.3.32. Pains increased - end of 1st stage 12 noon. No advancement in 2nd Stage. Instrumentally delivered of healthy female child at 4.20 pm. Third Stage complete 18 mins. Puerperium uplifted 2nd degree. Lochia L. & R. Fundus firm.

NOTES ON THE LABOUR AND THE PUERPERIUM, WITH SPECIAL REFERENCE TO THE LOCHIA, BREASTS, PROGRESS OF INFANT, ETC.

Anesthetic. Gas & Oxygen.

		Infant.
1st day	Unable to pass urine. Catheter passed 6 am, 17 ozs. Lochia L. & R. Some obliquity of fundus - high but firm. Fairly comfy day. PO 15 ozs.	Healthy female child 9 lbs. Sutures paraphenol. Lead sutures PO 15 ozs.
2nd "	Spirit early pm. Brighter later. Sutures troublesome. Very light. Haemorrhoids painful. Full Opin. mag. applied. Lochia m. & R. Fundus firm.	Condition quite good. Sucking well. Paralysis same.
3rd "	Much the same. Enema given with fair fluid and faecal result. All treatment continued. Lactation fairly satisfactory. Lochia OK. Breasts OK.	Weight 8 lbs 5 ozs. Sleeps and drinks well. PO PM.
4th "	Unable early pm. Unable to pass urine. Enema given with effect. Poor faecal result. Much brighter. Temp. 99.2 to 98.4. Lochia & Fundus OK.	Cord separated. Umbilicus discharging slightly. PO PM.
5th "	Not very bright. BHO following Dr. Rivin. Breasts & fundus satisfactory.	W. 8 lbs 8½ ozs. Sl. B.S. Dark. PV.
6th "	Cheerful. BHO ⅞ Sutures same. Surrounding area still painful. Lochia S. & PK.	Doing well.
7th "	Very bright. No complaints. Sleeping well.	W. 8.0½. Sucking well.
8th "	Sutures removed. Union good. Lochia increased & PK. Enema. Ap99K.	Very contented.
9th "	Bright. Exercises commenced. Puerperium satisfactory. Breasts good.	W. 8.6½. Doing well.
10th "	Much the same. Bowels troublesome. Lochia fundus & breasts O.K.	The same.
11th "	Up 10 minutes. Felt well. BHO. Ap. given.	" "
12th "	Up 30 minutes. Short walk. BHO ⅞	" "
13th "	Up 1½ hours. Feels well. BHO.	Babe very good.
14th "	Very bright.	Doing well.
to 21st Day.	Doing very well. On Lyt. Pres. TDS. and Iron & Heart.	
	In hospital 3 weeks. Progressed satisfactorily - fit and well on discharge.	On discharge 8 lbs. 15 ozs.
	19.4.32.	
		C.G.

Initials: A. K. Age: 32. No. of pregnancy: 3rd. Period of pregnancy: Full Term.

Reference to other entries—see pages 18. 21. 17. 38. 14. 11.

Admitted 31. 3., 1932, at 3.45 a.m. ~~p.m.~~ Result: Mother: Satisfactory. Child: Doing very well. Discharged: 18. 4. 32.

HISTORY.

Previous history: ANC. 188.

Previous pregnancies, number of: 2.; abortions, 0; miscarriages, 0; premature, 0; full term, 2.

Date of last menstruation: 23. 6., 1932. Health during present pregnancy: Fair.

Previous labours, nature of: 1st normal. 2nd Breech. Date of last labour: 12. 8. 31.

CONDITION ON ADMISSION.

Condition on entry, or at beginning of labour: Good.

Temperature: 97.6. Pulse: 80. Examined before admission by ANC.

Urine: specific gravity, 10.10.; reaction, alkaline; albumen, nil; sugar, nil.

LABOUR.

Began at 1 a.m. ~~p.m.~~ on 31. 3., 1932. Membranes ruptured at 4.5 a.m. ~~p.m.~~ on 31. 3., 1932.

Infant born at 4.5 a.m. ~~p.m.~~ on 31. 3., 1932 Placenta delivered at 4.25 a.m. ~~p.m.~~ in 20. minutes.

Hours in labour:	Stages. 1st.	2nd.	3rd.	Total.
	1hr.	2 5/60.	20/60.	3 25/60.

Perineum ruptured:	Degrees. 1st.	2nd.	3rd.
	-	-	-

Time of suturing: a.m. p.m. on , 19

Nature of suturing: No. of sutures:

Union:

Presentation: Vertex. Position: LOA.

Nature of labour: Normal.

Complications: Precipitate labour.

Placenta: Complete. Membranes: Torn. Liquor amnii: Hydramnios.

PUERPERIUM.

Lactation established. 3rd day. Breasts: Comfortable Date of first leaving bed: 7. 4. 32.

Complications: Pain girdle. Rigor 4th day.

Condition on leaving hospital: Very Satisfactory.

INFANT.

Condition at birth: Premature. Stillborn. Full term. Asphyxiated.

Sex: Female. Length: 22½" Weight at birth: 8 lbs 14 ozs.

Weight at discharge: 8 lbs 16 ozs.

Mode of feeding: Breast. Date of separation of cord: 5. 4. 32.

Condition on leaving hospital: Very Satisfactory.

NOTES ON THE LABOUR AND THE PUERPERIUM, WITH SPECIAL REFERENCE TO THE LOCHIA, BREASTS, PROGRESS OF INFANT, ETC.

1st day	31.3.32. Labour commenced 1 am. Admitted 1.45 am in 2nd stage. Labour precipitate. Babe born during expulsion of enema. Healthy female babe delivered normally 4.0 am. Bad labour fairly typical. Condition satisfactory. Sponged. Lochia very free. Fundus massaged. Clots expressed. Pains well below umbilicus. PV. BHO III.	Healthy female babe. 8lbs 14ozs. Mother examined at hip. Lochia well. PV. PM.
2nd "	Comfortable. Fundus involuting. Lochia S&R. Breasts good.	Examined. Brandy mx 99L.
3rd "	Feeling well early am. Had rigor 8.30 pm. T. 100°. Routine K given. Breasts hard. Antiphlo plaster applied. Vaginal douche. Enema. Lysolum mx for 2 days.	Lochia well. PV. PM.
4th "	Still very wind. Not feeling bitter. Perspired freely during night. PPR normal. BHO. enema given. Good result. Lochia S&P. Fundus firm.	Colour improving. Lochia well. PV. BO.
5th "	Feeling stronger. Fundus well involuted. Lochia scanty. Breasts good.	Improving.
6th "	Satisfactory. Fundus, lochia and breasts satisfactory.	Babe good.
7th "	Up while bed made. Very well.	Gaining weight. BOPD.
8th "	up for 1 hour. Satisfactory. Fundus & lochia good.	The same.
9th "	Good. up for 2 hours. General condition much improved.	Doing well.
10th "	Satisfactory. up 4 hours. Fundus, lochia and breasts ok.	" "
11th "	up 6 hours. Fundus well involuted. Breasts good.	" "
12th "	Mother and babe discharged - both satisfactory.	W. 8 lbs. 16 ozs.
13th "		
14th "		
	13.4.32.	
		C.G.

Initials: G. G. G. Age: 31 years. No. of pregnancy: 4th. Period of pregnancy: Full Term.

Reference to other entries—see pages 18. 21.

Admitted 31. 3., 1932, at 8 ~~a.m.~~ p.m. Result: Mother: Child: Alive healthy Discharged: 13. 4. 32.

HISTORY.

Previous history: ANC. 10.8.

Previous pregnancies, number of: 3.; abortions, 0; miscarriages, 0; premature, 0; full term, 3.

Date of last menstruation: 15. 6., 1931. Health during present pregnancy: Good.

Previous labours, nature of: Normal. Date of last labour: 2. 1. 28.

CONDITION ON ADMISSION.

Condition on entry, or at beginning of labour: Satisfactory.

Temperature: 97.9. Pulse: 84 Examined before admission by -

Urine: specific gravity, 10.10.; reaction, acid.; albumen, nil; sugar, nil.

Began at 6.45 ~~a.m.~~ p.m. on 31. 3., 1932. Membranes ruptured at 9.40 ~~a.m.~~ p.m. on 31. 3., 1932.

Infant born at 9.52. ~~a.m.~~ p.m. on 31. 3., 1932. Placenta delivered at 10.05 ~~a.m.~~ p.m. in 13. minutes.

LABOUR.

Hours in labour:	Stages. 1st.	2nd.	3rd.	Total.
	2 15/60	17/60	13/60	3 10/60

Perineum ruptured:	Degrees. 1st	2nd.	3rd.
	-	-	-

Time of suturing: ~~a.m. p.m.~~ on ~~, 19~~

Nature of suturing: ~~No. of sutures:~~

Union:

Presentation: Vertex Position: LOA.

Nature of labour: normal.

Complications: Nil

Placenta: Complete. Membranes: Complete. Liquor amnii: Scanty.

PUERPERIUM.

Lactation established: 3rd day. Breasts: Good. Date of first leaving bed: 4. 4. 32.

Complications: Developed mild cystitis 10th day. Treated & Kiel Pot Cit gro 99L.

Condition on leaving hospital: Satisfactory.

INFANT.

Condition at birth: ~~Premature.~~ ~~Stillborn.~~ Full term. ~~Asphyxiated.~~

Sex: Male Length: 22½" Weight at birth: 8 lbs 9 ozs.

Weight at discharge: 8 lbs 3½ ozs.

Mode of feeding: Breast. Date of separation of cord: 5. 4. 32.

Condition on leaving hospital: Satisfactory.

NOTES ON THE LABOUR AND THE PUERPERIUM, WITH SPECIAL REFERENCE TO THE LOCHIA, BREASTS, PROGRESS OF INFANT, ETC.

		Infant.
1st day	Admitted 31.3.32. not in labour. 3 weeks over time. Foetal heart. Medical induction commenced. Routine preparation. Normal delivery of male child 6 hrs later. Condition good. Fundus firm. large clot passed. Lochia S & R.	Healthy male babe 8 lbs 9 ozs.
2nd "	Grip gas & air. Pituitrin 10 cc for "after pains" 8 p.m. gr. pituitrin. Fundus involuting. Lochia ++ R. Few small clots expressed. Ol Ricini given B.N.O.	P.O. P.M. Suckles well. water given.
3rd "	Lactation established. Lochia ++ R. Fundus firm. B.N.O. af. given.	P.O. P.M. Pustules each over body. Sponged & Sodi-bicarb.
4th "	up while bed made. Condition good. Lochia S & B. Breasts good.	Sod Cit. gi given extra water.
5th "	Temperature slightly elevated. Lactation good. Lochia ++ R. Fundus firm. up 10 mins. Condition good. Bowels sluggish. Enema given - good result.	Rash improved. Very good.
6th "	up ½ hour. Feeling well. B.P. given B.N.O. Fundus & Lochia O.K.	Stools firm Ol. Ricini given.
7th "	Bowels improving. B.N.O. Lochia ++ & Br. Fundus involuted. Breasts good.	Breasts Lanolin Warm oil & wools.
8th "	up for 2 hours. Pain in back. Fundus and lochia good.	Babe doing well.
9th "	Catheter specs of urine sent to lab. Report. B. coli. Pus cells and trace of albumin. Free fluids Liq Pot Cit 99L. Not complaining.	Breasts improved.
10th "	Pain in back much better up 2 hrs. Bright. Lochia ++ & B. Breasts good.	Good but not gaining weight.
11th "	up 6 hours. Having Liq Pot Cit. P.O. freely. Condition improving.	Doing quite well
12th "	Bright. Lochia discharge in am.	" " "
13th "	Catheter specs urine sent to lab. Mother and babe discharged.	Did not regain. B.W.
14th "		8 lbs 3½ ozs.
	13.4.32.	
		C. G.

Initials: L. G. L. Age: 25. No. of pregnancy: 1st Period of pregnancy: 9/10

Reference to other entries—see pages 18 · 21 · 24 · 28 · 32 · 35 · 37 · 210.

Admitted 30.3., 1932, at 3.30 ~~a.m.~~ p.m. Result: Mother: Satisfactory Child: Both. Discharged: 16.4.32.

HISTORY.

Previous history: ANC. 137.

Previous pregnancies, number of: 0; abortions, 0; miscarriages, 0; premature, 0; full term, 0

Date of last menstruation: July 21st, 1931. Health during present pregnancy: Fair.

Previous labours, nature of: - Date of last labour: —

CONDITION ON ADMISSION.

Condition on entry, or at beginning of labour: Albuminuria - admitted for treatment and induction of labour.

Temperature: 97.8 Pulse: 88. Examined before admission by Dr Zolotkin. Yes.

Urine: specific gravity, + ; reaction, acid ; albumen, trace ; sugar, nil.

LABOUR.

Began at 9 ~~a.m.~~ p.m. on 4.4, 1932. Membranes ruptured at artificially 5 ~~a.m.~~ p.m. on 4.4, 1932.

Infant born at 10.15 ~~a.m.~~ p.m. on 5.4., 1932. Placenta delivered at 10.45 ~~a.m.~~ p.m. in 20 minutes.

Hours in labour:

Stages. 1st.	2nd.	3rd.	Total.
26 15/60	19/60	10/60	47/60

Perineum ruptured:

Degrees. 1st	2nd.	3rd.
+	-	-

Time of suturing: 10.30 ~~a.m.~~ p.m. on 5.4, 1932

Nature of suturing: S.H.G. No. of sutures: 1

Union: Satisfactory.

Presentation: Vertex Position: LOA.

Nature of labour: Instrumental.

Complications: Uterine Inertia. 1st degree tear.

Placenta: Complete. Membranes: Complete. Liquor amnii: Yellowish.

PUERPERIUM.

Lactation established: 8.4.32. Breasts: Good. Date of first leaving bed: 12.4.32.

Complications: Nil.

Condition on leaving hospital: Satisfactory. Trace of albumin in urine.

INFANT.

Condition at birth: Premature. Stillborn. Full term. Asphyxiated.

Sex: Female Length: 20" Weight at birth: 6 lbs 6 ozs.

Weight at discharge: 6 lbs 5 ozs.

Mode of feeding: Breast. Date of separation of cord: 11.4.32.

Condition on leaving hospital: Satisfactory.

NOTES ON THE LABOUR AND THE PUERPERIUM, WITH SPECIAL REFERENCE TO THE LOCHIA, BREASTS, PROGRESS OF INFANT, ETC.

		Infant.
1st day	Instrumentally delivered of normal healthy female child. Condition good. 2nd degree perineal tear. 1 P.M. G. Fundus firm. No expressing bleeding. PU.	Wt. 6 lbs 6 ozs. Condition fair. Dried & dressed PU. PM.
2nd "	Fairly comfortable. Fundus firm. Lochia m. R. BHO. S & M enema given - good result. PUZ. 52. BP. 122.	Condition good. Sucking well. BO.
3rd "	Doing well. Fundus involuting. Lochia m. R. Ol Ricini ℥ i 6 am. BHO.	Very limp. Dried & day. PU. PM.
4th "	Feeling well. Lactation commenced. Fundus involuting BP. 120.	Complimented Dilute milk ℥ i.
5th "	Lactation improving. Fundus firm. BP. 122. Feeling well.	Nightly laundried.
6th "	Comfortable. Good. Lochia m & p.	Cyclos water given.
7th "	Very satisfactory. Bowels chyph. S & M. enema given. Paraffin Oil TDS.	Improving.
8th "	Suture removed. Urcin good. up 10 mins. Fundus well down.	Much more contented.
9th "	up 1 hour. Appetite good. Lochia. S & P.	Doing well.
10th "	Doing very well. up 6 hours.	The same. Improving.
11th "	Satisfactory. Lochia scanty. Fundus involuted.	Doing well.
12th "	Mother and babe discharged in satisfactory condition.	Weight. 6 lbs. 5 ozs.
13th "	16.4.32.	
14th "		
30/3/32	Admitted as albuminuria. Oedema of feet. Catheter spec of urine shows trace of albumin. BP. 186. Routine preparation given. Free fluids only. Taking same reluctantly.	
31/3/32.	Medicinal induction (Watkins Lethal) commenced 6 am. completed 1 pm. No labour pains. Taking fluids fairly well. PU. 25 ℥. tr. BP. 136 - 138. BO.	
1/4/32.	No labour pains. Foetal heart heard. (to left above umbilicus. BP 132 - 136. PU. ℥. 41.	
2/4/32.	Medicinal induction 2.15 pm. 2 rectal tubes. Vagina packed i gauze. Complaining of headache. No labour pains. Very miserable. Ill disposed. Taking fluids well. BP. 132 - 138 PUZ. 3 qt. BO.	
3/4/32.	Not feeling well. No true pains. PUZ. loaded with albumin. PM. Packing from vagina removed by Dr. Douche given P.U.Z. 1. Albumin increasing. BHO. Very dozy. Taking fluids but not enough. Ill. liquor amnii discharge PU.	
4/4/32.	Examined under anaesthetic by 65D. by Dr Aiken. Membranes ruptured artificially. Packing removed position. Turned by Dr to vertex presentation.	C. S.

Initials: R. G. S. Age: 41. No. of pregnancy: 6th Period of pregnancy: 4/10.

Reference to other entries—see pages 14. 18. 24. 211

Admitted 3. 4, 1932, at 9.45 ~~a.m.~~ p.m. Result: Mother: ; Child: Stillborn. Discharged:

HISTORY.

Previous history:

Previous pregnancies, number of: 5; abortions, ; miscarriages, 2; premature, ; full term, 3

Date of last menstruation: , 19 Health during present pregnancy:

Previous labours, nature of: Date of last labour:

CONDITION ON ADMISSION.

Condition on entry, or at beginning of labour: Collapsed condition haemorrhage. Ante partum

Temperature: Pulse: Examined before admission by

Urine: specific gravity, ; reaction, ; albumen, ; sugar,

LABOUR.

Began at 7.45 ~~a.m.~~ p.m. on 4. 4., 1931. Membranes ruptured at 12.25 a.m. ~~p.m.~~ on 5. 4, 1932.

Infant born at 12.54 a.m. ~~p.m.~~ on 5. 4., 1932. Placenta delivered at 12.56 a.m. ~~p.m.~~ in 2. minutes.

	Stages. 1st.	2nd.	3rd.	Total.
Hours in labour:	4 12	54	[illegible]	[illegible]

	Degrees. 1st.	2nd.	3rd.
Perineum ruptured:			

Time of suturing: a.m. p.m. on , 19

Nature of suturing: No. of sutures:

Union:

Presentation: Breech. Position: R.S.P.

Nature of labour: Normal.

Complications:

Placenta: Complete. Membranes: Complete. Liquor amnii: Moderate.

PUERPERIUM.

Lactation established: Milk. Compresses & Binders; Good. Date of first leaving bed:

Complications: Milk suppression commenced 3rd Day.

Condition on leaving hospital:

INFANT.

Condition at birth: Premature. Stillborn. Full term. Asphyxiated.

Sex: Female. Length: Weight at birth:

Weight at discharge:

Mode of feeding: Date of separation of cord:

Condition on leaving hospital:

Admitted 3.4.32. 9.45 pm. In collapsed condition. Large accidental ante partum haemorrhage. Vagina packed tightly by Dr Ma Tikkin. Looking fully. Pulse ¼ for shock. C.P. 2 a.m. 3xD withdrawn. Taking drinks well.
4.4.32. Looking freely all day. Pulse shocked. Blood transfusion from 4 pm. Cl improved. Still haemorrhaging. Rectal saline 99½. Copious fluids. BWO.

NOTES ON THE LABOUR AND THE PUERPERIUM, WITH SPECIAL REFERENCE TO THE LOCHIA, BREASTS, PROGRESS OF INFANT, ETC.

5.4.32.

1st day	Normally delivered (after removal of vaginal packing) of premature stillborn female child at 12.54 am. Cord clips complete in 2 minutes. Implanted sure. Bleeding not excessive. Bid on light blocks. PU. Colour pale. Pulse good. Vaginal douche given: few clots expressed. Tinct. Chloroform 100 11am.
2nd "	Complaining of nausea and headache. Not taking fluids so well. Tinct. Chloroform 100 10pm. Feeling weak and miserable today. Asp. gr ¼ & Chloral Bromide given. Not sleeping well. Lochia S. & R.
3rd "	Night sleep very broken - but dozing most of day and feeling better. BO.R. Fundus firm. Lochia m. & R. No lactation. Pulse improved. Colour better - Taking foods & fluids well.
4th "	Pot Confiscating mixture ½ TDS. Not so well. Appetite poor. Veins in right leg and groin painful. BO.PU. frequently. Milk suppression commenced. No lactation so far. Lochia S & R.
5th "	Breasts full. T 99½/101. Treated with hot compresses. Left binder. Veins same. Hot fomentations to same. Lochia & Fundus satisfactory. Tinct. Quinine gr ¼ given. Pt not feeling so well.
6th "	Vaginal douche given. Lochia clear. T 99. Leg easier. Breasts more comfortable. Feeling much better. Taking nourishment well. To have Cough Mixture TDS.
7th "	Had a much better night. Hot chloral Bromide gr 10 at 8 pm & 10 pm. Lactation decreasing. Having hair washed and Syrup Lac TDS.
8th "	Very good night. All. ½ given. Pustule to elbow. Looking rather inflamed and septic. Taking nourishment well.
9th "	Good am. Lochia scanty. Fundus involuting. Veins in groin and leg still painful. ½ & ichthyol and glycerine. Pustule to elbow. Better night.
10th "	Much the same. Area at site of transfusion slightly inflamed. Fomentation applied.
11th "	General condition improving. Veins the same. Douche given.
12th "	Vaginal douche given. Glycerine and ichthyol introduced into vagina. Pt comfortable.
13th "	Much the same. Still rather miserable.
22.4.32. 14th "	The same - usual treatment. Slight improvement.
30.4.32.	Condition improving gradually. Veins disappearing. Had breathless attack - Soon recovered.
4.5.32.	Improving - Out in chair on wheel-trolley all am.
	C.G.

Initials: L. C. Age: 27. No. of pregnancy: 5th Period of pregnancy: Full Term.

Reference to other entries—see pages 18. 21.

Admitted 4.4, 1932, at 7.30 ~~a.m.~~ p.m. Result: Mother: Satisfactory Child: Good Discharged: 18.4.32.

HISTORY.

Previous history: Good.

Previous pregnancies, number of: 4; abortions, -; miscarriages, -; premature, -; full term, 4

Date of last menstruation: July 21st, 1931. Health during present pregnancy: Good.

Previous labours, nature of: Normal. Date of last labour: Sept 14th. 1930.

CONDITION ON ADMISSION.

Condition on entry, or at beginning of labour: Good

Temperature: 99.4 Pulse: 88. Examined before admission by Dr Bannerjee

Urine: specific gravity, 10.20; reaction, acid; albumen, nil; sugar, nil

LABOUR.

Began at 9.30 a.m. ~~p.m.~~ on 5.4., 1932. Membranes ruptured at 10.20 a.m. ~~p.m.~~ on 5.4, 1932

Infant born at 10.20 a.m. ~~p.m.~~ on 5.4, 1932 Placenta delivered at 10.25 a.m. ~~p.m.~~ in 5 minutes.

Hours in labour:	Stages. 1st.	2nd.	3rd.	Total.
	5 50	1 50	5 50	5 50

Perineum ruptured:	Degrees. 1st.	2nd.	3rd.
	-	-	-

Time of suturing: a.m. p.m. on , 19

Nature of suturing: No. of sutures:

Union:

Presentation: Vertex Position: LOA

Nature of labour: Normal precipitate

Complications: Nil.

Placenta: Complete Membranes: Complete Liquor amnii: Coloured

PUERPERIUM.

Lactation established: 7.4.32. Breasts: Good. Date of first leaving bed: 9.4.32.

Complications: Nil

Condition on leaving hospital: Good.

INFANT.

Condition at birth: Premature. Stillborn. Full term. Asphyxiated

Sex: Female. Length: 20" Weight at birth: 6 lbs 6 ozs.

Weight at discharge: 6 lbs. 1 oz.

Mode of feeding: Breast. Date of separation of cord: 11.4.32.

Condition on leaving hospital: Satisfactory. Gaining weight slowly. Discharged 3 ozs under birth weight.

NOTES ON THE LABOUR AND THE PUERPERIUM, WITH SPECIAL REFERENCE TO THE LOCHIA, BREASTS, PROGRESS OF INFANT, ETC.

		Infant.
1st day	Admitted 4.4.32 not in labour. Inefficiente pains began 9.30 am 5.4.32 Precipitate labour - normally delivered small healthy female child at 10.20 am. 3rd stage complete in 5 mins. Condition good Lochia f.R.	Birth weight 6 lbs 6 ozs. Good. PU PM.
2nd "	Satisfactory day. Lochia f+R. Fundus firm and involuting	Satisfactory. Suckling well. Put to breast 9 pm.
3rd "	Doing well. Old Rising given. BHO Lochia f+R. Fundus good. Lactation partially established. Breasts good.	Babe bird and bathing not suckling well. PO PM
4th "	Very well. Lochia f+PK. Fundus involuting. Breasts satisfactory. Milk expressed.	Much the same.
5th "	up 10 minutes. Condition good.	Still bathing. Jaundiced. Water between feeds.
6th "	up ½ hr. Satisfactory. Lochia f+Bl. Fundus and breasts good.	Same. Resp. powders ½ am + pm for 3 days.
7th "	up 1 hour. Good.	Same. Cord separated.
8th "	up 2 hours. Satisfactory.	Fed 3 hrly. Still happy.
9th "	up 4 hours. Very well.	She [illegible] Loading weight.
10th "	up and dressed. " "	Last day of powders.
11th "	Very bright.	Very bright. Fed 4 hrly.
12th "	Satisfactory day. Lochia m+Br. Fundus and breasts good.	Babe brighter. Gaining weight.
13th "	Condition good. Lochia somewhat offensive. Douche given.	Much better.
14th "	Father and babe discharged. Father well. Babe progressing slowly.	6 lbs. 1 oz. Doing well.
	18.4.32.	
		C.G.

Initials: V.C. Age: 38. No. of pregnancy: 4th. Period of pregnancy: Full Term.

Reference to other entries—see pages 18. 21. 25. 32. 37.

Admitted 7.4, 1932 at 5:15 a.m. ~~p.m.~~ Result: Mother: Child: Satisfactory. Discharged: 26.4.32.

HISTORY.

Previous history: ANC. 161.

Previous pregnancies, number of: 3.; abortions, -; miscarriages, -; premature, -; full term, 3.

Date of last menstruation: July 5th, 1932. Health during present pregnancy: Good.

Previous labours, nature of: 1st instrumental 2-normal. Date of last labour: 1.9.28

CONDITION ON ADMISSION.

Condition on entry, or at beginning of labour: Good.

Temperature: 97.4 Pulse: 90. Examined before admission by ANC.

Urine: specific gravity, 10.10.; reaction, alk.; albumen, nil; sugar, nil.

LABOUR.

Began at 3 a.m. ~~p.m.~~ on 7.4, 1932. Membranes ruptured at 8.05 a.m. ~~p.m.~~ on 7.4, 1932.

Infant born at 9.5 a.m. ~~p.m.~~ on 7.4, 1932. Placenta delivered at 9.17 a.m. ~~p.m.~~ in 12 minutes.

Hours in labour:	Stages. 1st.	2nd.	3rd.	Total.
	8 15/60.	50/60	12/60.	9 17/60.

Perineum ruptured: Degrees. 1st. 2nd. 3rd.

Time of suturing: a.m. p.m. on , 19

Nature of suturing: No. of sutures:

Union:

Presentation: Vertex Position: ROA.

Nature of labour: Normal

Complications: Slight Post-partum haemorrhage.

Placenta: Complete and healthy. Membranes: Complete. Liquor amnii: Normal.

PUERPERIUM.

Lactation established: 9.4.32. Breasts: Good. Date of first leaving bed: 12.4.32.

Complications: Nil.

Condition on leaving hospital: Satisfactory.

INFANT.

Condition at birth: ~~Premature.~~ Stillborn. Full term. Asphyxiated.

Sex: Female. Length: 22" Weight at birth: 9 lbs 5 ozs.

Weight at discharge: 9 lbs.

Mode of feeding: Breast. Date of separation of cord: 13.4.32.

Condition on leaving hospital: Satisfactory.

NOTES ON THE LABOUR AND THE PUERPERIUM, WITH SPECIAL REFERENCE TO THE LOCHIA, BREASTS, PROGRESS OF INFANT, ETC.

		Infant.
1st day	Admitted in labour. Routine preparation given. Urethra apers. Pain normally relieved. Healthy female babe 9.0 am. Slight PPH. Routine K. to get ½ grain. Pit 1cc. Haemorrhage controlled. Fundus firm.	Healthy female babe. Height. 9 lbs. 0 ozs. PUPM.
2nd "	Very comfortable day. Fundus firm. Lochia ++ & R.	Doing well.
3rd "	Comfortable. Fundus firm. Lochia ++ & R. Sl. lactation. Ol. Ricini given	Suckling well. PU. PM.
4th "	Fundus involuting well. Breasts and lochia satisfactory	Contented.
5th "	Doing well. Everything satisfactory.	"
6th "	up for 10-mins. Complaining of puffiness R. ankle. Same elevated. Glycerine & ichthyol applied	Suckling well. PU. SO.
7th "	not up. Same treatment to leg. Kept at rest.	Has discharging eye. Sr. Hly. Aspect w/o initiated
8th "	up in chair 2 hours. Leg elevated. Feeling comfortable. Lochia Lyk.	Eye improving.
9th "	Doing well. Fundus well involuted. Breasts and lochia good.	Doing well. Vaccinated.
10th "	up 6 hours. Doing very well.	The same.
11th "	Walking only. Feeling very well. Lochia: S & P.K.	Gaining weight. Eye improving.
12th "	up. feeling well.	Doing well.
13th "	up very well. Everything satisfactory.	Eye much improved.
14th "	Patient discharged - leg much improved. Babe doing well but still 5 ozs. under birth weight.	Height 9 lbs.
	20. 4. 32.	
		C.G.

Initials: G. L. C. Age: 34 No. of pregnancy: 9th Period of pregnancy: Full Term.

Reference to other entries—see pages 19. 21. 20. 32.

Admitted 8. 4, 1932, at 12.30 a.m. ~~p.m.~~ Result: Mother: Child: Very satisfactory Discharged: 21. 4. 32.

HISTORY.

Previous history: ANC. 197.

Previous pregnancies, number of: 8; abortions, 0; miscarriages, 0; premature, 0; full term, 8

Date of last menstruation: July 9th, 1931 Health during present pregnancy: Good.

Previous labours, nature of: First 4 normal. 8th Breech. External version performed. Date of last labour: January 1931.

CONDITION ON ADMISSION.

Condition on entry, or at beginning of labour: Fair.

Temperature: 98 Pulse: 80 Examined before admission by ANC.

Urine: specific gravity, 10.04; reaction, acid; albumen, nil; sugar, nil.

LABOUR.

Began at 8.30 ~~a.m.~~ p.m. on 7. 4, 1932 Membranes ruptured at 4.20 a.m. ~~p.m.~~ on 8. 4, 1932

Infant born at 5.35 a.m. ~~p.m.~~ on 8. 4, 1932 Placenta delivered at 5.45 a.m. ~~p.m.~~ in 10 minutes.

Hours in labour:

Stages. 1st.	2nd.	3rd.	Total.
8 hrs 20 min	1 hr 5 min	19 min	9 hrs 44 min.

Perineum ruptured:

Degrees. 1st.	2nd.	~~3rd.~~

Time of suturing: ~~a.m. p.m.~~ on ~~, 19~~

Nature of suturing: ~~No. of sutures:~~

Union:

Presentation: Vertex Position: LOA.

Nature of labour: Instrumental.

Complications: Very oedematous anterior lip (projecting off shoe. and obstructing presenting part. Prolonged 2nd stage.

Placenta: Complete Membranes: Complete. Liquor amnii: Moderate.

PUERPERIUM.

Lactation established: 11. 4. 32 Breasts: Good. Date of first leaving bed: 12. 4. 32.

Complications: Nil.

Condition on leaving hospital: Satisfactory.

INFANT.

Condition at birth: ~~Premature.~~ ~~Stillborn.~~ Full term. ~~Asphyxiated.~~ Sex: Male. Length: 22" Weight at birth: 9 lbs. 5½ ozs.

Weight at discharge: 8 lbs 15½ ozs.

Mode of feeding: Breast. Date of separation of cord: 16. 4. 32.

Condition on leaving hospital: Satisfactory.

NOTES ON THE LABOUR AND THE PUERPERIUM, WITH SPECIAL REFERENCE TO THE LOCHIA, BREASTS, PROGRESS OF INFANT, ETC.

Quinin anaesthetic.

		Infant.
1st day	Admitted 12.30 am in 1st stage labour, routine preparation. Instrumentally delivered of male child 5.30 am. Antrum lip of os very oedematous and obstructing presenting part. Pt very tired. Bed fully-laye dyt impressed. Fundus firm.	Healthy male babe. W. 9 lbs 5½ ozs. Fr meconium. Mouth clean. 1st U. Pm.
2nd "	Fairly comfortable. Fundus firm and involuting. Lochia m & R. Breasts comfortable. Cough troublesome. Fri Prescis given & relief.	Fr meconium passed. Brandy cordial cont & regular drops antiphlogistine to chest.
3rd "	General condition quite satisfactory. Lactation fairly well established. Haemorrhoids painful & inflamed. Boracic fomentation to Sacr.	Sucking well. Still very cross & chest wheezy.
4th "	Favourable. Breasts very full and uncomfortable. Milk expressed. Light binder applied. Cocain 4% to haemorrhoids.	Much improved. Bracker removed. PU. BO.
5th "	Much brighter. up 10 mins. Fundus involuting well. up 10 mins. Lochia scanty. Lactation good.	Improved. A little eczema in of haemorrhoids. Sucking well.
6th "	Good. up for short while. Ung Cocain 4% to haemorrhoids	Improving.
7th "	up ½ hour. Bo P.U. Fundus involuting.	Much improved.
8th "	Very good day. up 2 hours. Fundus and lochia satisfactory	Doing well
9th "	Good day. Bright.	She came. Progressing.
10th "	up 6 hours. tired but very well. General condition good.	Satisfactory.
11th "	up 8 hours. Very good day	Babe good.
12th "	Very tired but well. Fundus. lochia and breasts satisfactory	Good.
13th "	up all day. Very well. For discharge tomorrow.	Babe very well. PU Bo.
14th "	Father and babe both discharged. Condition satisfactory	Weight 8 lbs. 15½ ozs.
	21.4.32.	
		C.G.

Initials: G.P. Age: 24. No. of pregnancy: 2nd Period of pregnancy: Full Term.

Reference to other entries—see pages 18. 21.

Admitted 9.4., 1932, at 6.15 ~~a.m.~~ p.m. Result: Mother: Satisfactory. Child: Discharged: 20.4.32.

HISTORY.

Previous history: Quite good.

Previous pregnancies, number of: 1; abortions, -; miscarriages, -; premature, -; full term, 1

Date of last menstruation: June 14th, 1931. Health during present pregnancy: Good.

Previous labours, nature of: Normal. Date of last labour: January 1930.

CONDITION ON ADMISSION.

Condition on entry, or at beginning of labour: Good.

Temperature: 97°. Pulse: 88. Examined before admission by -

Urine: specific gravity, 10.04; reaction, acid; albumen, nil; sugar, nil.

LABOUR.

Began at 6 ~~a.m.~~ p.m. on 9.4., 1932. Membranes ruptured at 6 a.m. ~~p.m.~~ on 9.4, 1932.

Infant born at 8.15 ~~a.m.~~ p.m. on 9.4, 1932. Placenta delivered at 8.30 ~~a.m.~~ p.m. in 15. minutes.

Hours in labour:

Stages. 1st.	2nd.	3rd.	Total.
4 hrs.	1½ hr.	½ hr.	6 hrs.

Perineum ruptured:

Degrees. 1st.	2nd.	3rd.
-	-	-

Time of suturing: ~~a.m.~~ p.m. on ~~, 19~~

Nature of suturing: ~~No. of sutures:~~

Union:

Presentation: Vertex Position: LOA

Nature of labour: Normal

Complications: Slight. P.P.H.

Placenta: Complete. Membranes: Complete. Liquor amnii: Moderate.

PUERPERIUM.

Lactation established: 12.4.32. Breasts: Good. Date of first leaving bed: 14.4.32.

Complications: nil

Condition on leaving hospital: Satisfactory.

INFANT.

Condition at birth: Premature. ~~Stillborn.~~ Full term. ~~Asphyxiated.~~

Sex: Male. Length: 21" Weight at birth: 4 lbs. 3½ ozs.

Weight at discharge: 4 lbs 4½ ozs.

Mode of feeding: Breast. Date of separation of cord: 14.4.32.

Condition on leaving hospital: Satisfactory.

NOTES ON THE LABOUR AND THE PUERPERIUM, WITH SPECIAL REFERENCE TO THE LOCHIA, BREASTS, PROGRESS OF INFANT, ETC.

		Infant
1st day	admitted in 1st stage of labour 6.30 pm. Normally delivered of healthy male babe at 8.15 pm. Very tired for some time, long-treated for Chorea. Condition improved. Slight PPH. Foot of bed raised. Fundus firm. Lochia S.&R.	BW. 7 lbs. 8½ ozs. Good. PU. PM.
2nd "	Very well. Pale. Pulse raised. Fundus firm and involuting. Lochia S.&R. Lactation fairly well established	Sucking well.
3rd "	Comfy. Fundus firm. Lochia S.&R. Lactation good. BWC.	Good. Bowels regular.
4th "	Good. up while bed made. Fundus breasts and lochia satisfactory	Doing well.
5th "	up ½ hour very well.	Good. Cord separated.
6th "	up 2 hours. General condition very good	Doing very well.
7th "	up 4 hours. Very well.	Gaining weight
8th "	up 6 hours. Feeling very well.	Good.
9th "	up all day. Fundus lochia and breasts satisfactory.	Very good.
10th "	Doing well.	Circumcised. Satisfactory.
11th "	Father and babe very well. Discharged.	Weight 7 lbs 7½ ozs.
12th "		
13th "	20.4.32.	
14th "		
		C.G

Initials: Ky L. Ky. Age: 22 No. of pregnancy: 1st Period of pregnancy: Full Term

Reference to other entries—see pages 14. 18. 21. 24. 25. 32. 37.

Admitted 14.4.32., 1932, at 3 a.m. ~~p.m.~~ Result: Mother: Satisfactory. Child: Discharged: 8.5.32.

HISTORY.

Previous history: ANC. 1/22.

Previous pregnancies, number of: - ; abortions, - ; miscarriages, - ; premature, - ; full term, -

Date of last menstruation: July 6th, 1931. Health during present pregnancy: Good.

Previous labours, nature of: Date of last labour: -

CONDITION ON ADMISSION.

Condition on entry, or at beginning of labour: Satisfactory.

Temperature: 99° Pulse: 88. Examined before admission by A.L.C.

Urine: specific gravity, 1004; reaction, acid; albumen, nil; sugar, nil

LABOUR.

Began at 2 a.m. ~~p.m.~~ on 14. 4, 1932 Membranes ruptured at 2 a.m. ~~p.m.~~ on 14. 4, 1932

Infant born at 1.15 a.m. ~~p.m.~~ on 15. 4. 32, 1932 Placenta delivered at 1.25 a.m. ~~p.m.~~ in 10. minutes.

Hours in labour:	Stages. 1st.	2nd.	3rd.	Total.
	19 45/60	5 30/60.	10/60.	25 25/60.

Perineum ruptured:	Degrees. 1st.	2nd.	3rd.

Time of suturing: a.m. p.m. on , 19

Nature of suturing: No. of sutures:

Union:

Presentation: Vertex. Position: LOA.

Nature of labour: Normal.

Complications: Nil.

Placenta: Complete. Membranes: Complete. Liquor amnii: Hydramnios.

PUERPERIUM.

Lactation established. 18. 4. 32. Breasts: Good. Date of first leaving bed: 19. 4. 32.

Complications: Nil.

Condition on leaving hospital: Satisfactory.

INFANT.

Condition at birth: Premature. Stillborn. Full term. Asphyxiated.

Sex: Male. Length: 20" Weight at birth: 7 lbs 11 ozs.

Weight at discharge: 7 lbs. 8 ozs.

Mode of feeding: Breast. Date of separation of cord: 20. 4. 32.

Condition on leaving hospital: Satisfactory.

NOTES ON THE LABOUR AND THE PUERPERIUM, WITH SPECIAL REFERENCE TO THE LOCHIA, BREASTS, PROGRESS OF INFANT, ETC.

		Infant.
1st day	Guertin anaesthetic. Admitted 9 am. 14.4.32. Membranes ruptured 2 am. Routine preparation. Labour commenced 6 am. Normally delivered of live but apparently healthy male babe at 1.15 am 15.4.32. Condition Satisfactory	Very wild babe. Gums troublesome. W. 7 lbs 11 ozs.
2nd "	Comfy. Lochia ½ B. adhesive plaster applied to swelling on thigh. Fundus firm - high. Pyot 13 given. Post confinement ½ ist TOS.	Not sucking at all well. PUPM
3rd "	Ol Ricini given. Very comfy. Fundus involuting. Lochia ~~m~~ R. BHO.	Much the same.
4th "	Lactation established - Breasts good. Fundus firm. Lochia ½ R.	Very slow. PO. BO.
5th "	Bright. Lochia ½ B. Fundus slowly involuting BO. up 10 mins.	A little better today.
6th "	Enema given L&Ge normal result. Vaginal douche given and returned clear. Lochia ~~m~~ B. up ½ hour.	Improving.
7th "	Up 1 hour. Doing well. BO ii Fundus firm. Breasts good.	Taking 1½ oz each feed & difficulty
8th "	Good. up 2 hours. Sucking well. Fundus involuting. Lochia ½ B.	Good. Enema given pm.
9th "	up 4 hours. Lochia Fundus and breasts Satisfactory.	Very drowsy & slow again.
10th "	up 8 hours. Sucking well. Lochia. S. B.	Rather lazy yet.
11th "	Satisfactory. up all day.	Taking 3 ozs. a little better.
12th "	Good. Everything satisfactory.	Still very lazy and inclined to vomit.
13th "	up. Worrying about infant.	Vomited ii Seen by Dr. To be fed 3 hrly 2¼ ozs. Stat Belladonna 1m.
14th "	Good day. Patient much happier.	Not vomited today.
15th "	Very bright. Satisfactory.	Babe doing better.
16 "	17th 18th and 19th days. Very satisfactory.	Fed 9 oz. - circumcised.
	Stayed in extra time on account of babe.	Doing very well.
	3.5.32.	C.S

Initials: D. C. Age: 26. No. of pregnancy: 1st. Period of pregnancy: Full Term.

Reference to other entries—see pages 18 · 21 · 24.

Admitted 7.4, 1932, at 12·30 a.m. p.m. Result: Mother: Satisfactory Child: Discharged: 22·4·32.

HISTORY.

Previous history: A.N.C. 187.

Previous pregnancies, number of: - ; abortions, - ; miscarriages, - ; premature, - ; full term, -

Date of last menstruation: June 1st, 1931. Health during present pregnancy: Good.

Previous labours, nature of: Date of last labour:

CONDITION ON ADMISSION.

Condition on entry, or at beginning of labour: Good.

Temperature: 99.4 Pulse: 70. Examined before admission by ANC

Urine: specific gravity, 10·20 ; reaction, Acid. ; albumen, - ; sugar, -

LABOUR.

Began at 6·30 a.m. ~~p.m.~~ on 9.4, 1932, Membranes ruptured at 2·45 a.m. ~~p.m.~~ on 10·4, 1932.

Infant born at 8·50 a.m. ~~p.m.~~ on 10·4, 1932, Placenta delivered at 9·15 a.m. ~~p.m.~~ in 45 minutes.

Hours in labour:

Stages. 1st.	2nd.	3rd.	Total.
20 45/60	6 45/60	43/60	27 15/60

Perineum ruptured: Degrees. 1st | 2nd. | 3rd.

Time of suturing: a.m. p.m. on , 19

Nature of suturing: No. of sutures:

Union:

Presentation: Vertex Position: L.O.A.

Nature of labour: Normal

Complications: Nil.

Placenta: Complete Membranes: Complete. Liquor amnii: Gradual

PUERPERIUM.

Lactation established: 12·4·32. Breasts: Good. Date of first leaving bed: 14·4·32.

Complications: Nil

Condition on leaving hospital: Satisfactory.

INFANT.

Condition at birth: ~~Premature.~~ ~~Stillborn.~~ Full term. ~~Asphyxiated.~~ Sex: Female. Length: 20" Weight at birth: 7 lbs 5 ozs.

Weight at discharge: 7 lbs 4½ ozs.

Mode of feeding: Breast. Date of separation of cord: 14·4·32.

Condition on leaving hospital: Very Satisfactory.

NOTES ON THE LABOUR AND THE PUERPERIUM, WITH SPECIAL REFERENCE TO THE LOCHIA, BREASTS, PROGRESS OF INFANT, ETC.

		Infant.
1st day	Delivered of healthy female Babe 8.30 am. Lochia very	Weight 7 lbs 6 oz. Has
	Lochia and painful. Fundus firm. Lochia P.L.R.	Some abnormality of vagina P.O.P.
2nd "	Feverish and stiff. Fundus level of umbilicus purpura	
	Lochia P.R. Lactation fairly well established. Breasts good.	Good. Sucking well.
3rd "	Obstinate pain. B.R.C. Fundus involuting slowly. Lochia L.R.	She same. P.V. 30.
4th "	Very bright. Involution slow. Lochia scanty. Lactation good.	Babe good.
5th "	up while bed made. Lochia red. Lactation good.	Doing well. crossed night
6th "	Very good day. Some sub. involution of uterus.	Progressing.
7th "	Very well. Flatulence troublesome. Relieved by Bism & Soda.	She same.
8th "	Still some sub. involution. Enema given. hot vaginal douche.	As usual.
9th "	up + Lounge. Uterus involuting slow. Lochia L.R.	Sucking well.
10th "	up & Lounge. Fundus firm and involuting.	Good.
11th "	Very well. up all day.	She same.
12th "	Satisfactory. Catheter specimen of urine sent to lab.	Mother and babe
13th "	Discharged both progressing well.	
14th "		
	22.4.32.	
		C.G.

Initials: Ky. B. Age: 31. No. of pregnancy: 2nd Period of pregnancy: 9/10

Reference to other entries—see pages 18. 21. 215.

Admitted 5. 5, 1932, at 10. 15 a.m./p.m. Result: Mother: Satisfactory Child: Surviving. Discharged: 5. 6. 32.

HISTORY.

Previous history: ANC. 250.

Previous pregnancies, number of: 1; abortions, -; miscarriages, -; premature, -; full term, 1.

Date of last menstruation: August 13th, 1931. Health during present pregnancy: Good.

Previous labours, nature of: Normal Breech - Chilbain. Date of last labour: 4½ years ago.

CONDITION ON ADMISSION.

Condition on entry, or at beginning of labour: Good.

Temperature: 97⁴ Pulse: 72. Examined before admission by Dr Jo Kay. Rotawaro.

Urine: specific gravity, 10. 30.; reaction, acid.; albumen, nil; sugar, nil.

LABOUR.

Began at 1 a.m./p.m. on 5. 5., 1932 Membranes ruptured at 11. 45 a.m./p.m. on 5. 5., 1932.

Infant born at 12. 40 a.m./p.m. on 5. 5., 1932, Placenta delivered at 12. 45 a.m./p.m. in 5. minutes.

Hours in labour:

Stages. 1st.	2nd.	3rd.	Total.
10 45/60	1 5/60	5/60	11 55/60

Perineum ruptured:

Degrees. 1st	2nd.	3rd.
✓	×	×

Time of suturing: 12. 40 a.m./p.m. on 5. 5., 1932

Nature of suturing: Cat gut. No. of sutures: 1

Union: Good

Presentation: Vertex. Position: ROA.

Nature of labour: Normal.

Complications: Torn perineum. 1st. degree.

Placenta: Complete Healthy. Membranes: Complete. Liquor amnii: Inodorous.

PUERPERIUM.

Lactation established: 3rd Day. Breasts: Good. Date of first leaving bed: 10. 5. 32.

Complications: nil

Condition on leaving hospital: Very well

INFANT.

Condition at birth: Premature. 3 weeks. Stillborn. Full term. Asphyxiated. Sex: Male. Length: 20½" Weight at birth: 6 lbs 10 ozs.

Weight at discharge: 4 lbs 6 ozs.

Mode of feeding: Breast. Date of separation of cord: 12. 5. 32.

Condition on leaving hospital: Satisfactory. Still very slow at feeds but gaining weight.

NOTES ON THE LABOUR AND THE PUERPERIUM, WITH SPECIAL REFERENCE TO THE LOCHIA, BREASTS, PROGRESS OF INFANT, ETC.

1st day	Admitted 10·30 am. in first stage labour. Routine preparation. Labour progressed rapidly. Second stage night labour 12·40 pm. 1st stage complete 5 minutes. 1st degree tear. Fundus firm. Lochia S.	Healthy child male light. 3 weeks premature. Died. Weight 6 lbs 10 ozs.
2nd "	Very satisfactory. Fundus firm. Lochia S. R. BMOT. Culture in voiding. Sabolform suppository inserted. Breasts good.	Very lazy. P.U.M.R.
3rd "	Satisfactory. Lactation almost established. Oil foments applied.	Not suckling. Fed bottle.
4th "	Bright this am. Both foments removed. Lochia S. + P.R.	She came. Bowels regular.
5th "	The same. Lochia scanty. Breasts good.	Doing a little better.
6th "	Bright. Lochia, fundus and breasts satisfactory.	Still sickly. very lazy.
7th "	The same. Doing very well.	Suckling better. Fed 99L.
8th "	Suture removed. Urine good. up 10 mins.	Much the same.
9th "	up 2 hr. feeling well. Breasts good.	Taking food better.
10th "	up 2 hours. Breasts full. milk expressed.	Much better. 6 lbs. 7 ozs.
11th "	up. 4 hours. Very satisfactory.	Circumcised.
12th "	up. 6 hours. Breasts good. Rather less milk.	Very lazy today.
13th "	up 8 hours. Breast massage given.	Not suckling. Lost 1 oz.
14th "	up 8 hours. Stimulation hot and cold & massage given	Fed from bottle - very hard.
20.6.32.	Nipples cracked. Lead shields used. Boracic bathing.	Babe breast fed. very slow.
5.6.32.	Stayed in hospital over time to feed babe. Discharged.	Weight 7 lbs 6 ozs.

Last Pregnancy. 4½ years ago. Breech presentation - Babe half hour before Dr's arrival asphyxiated. Told that she was too small. x-Rayed 9.4.32.

True conjugate 3¾" - Transverse 4½" - Small Babe.

C.G.

Initials: T. P. Age: 18 No. of pregnancy: 1st Period of pregnancy: Full term.

Reference to other entries—see pages 17. 19. 21. 24 216.

Admitted 10. 5. 32, 1932 at 3. 5 a.m. ~~p.m.~~ Result: Mother: Satisfactory Child: Discharged: 22. 5. 32.

HISTORY.

Previous history: ANC. 2 5 7.

Previous pregnancies, number of: - ; abortions, - ; miscarriages, - ; premature, - ; full term, -

Date of last menstruation: August 28th, 1931 Health during present pregnancy: Good

Previous labours, nature of: - Date of last labour: -

CONDITION ON ADMISSION.

Condition on entry, or at beginning of labour: Good.

Temperature: 99.1 Pulse: 96. Examined before admission by ANC.

Urine: specific gravity, 10.10 ; reaction, acid. ; albumen, - ; sugar, -

LABOUR.

Began at 4 ~~a.m.~~ p.m. on 9. 5. 1932 Membranes ruptured at 8 ~~a.m.~~ p.m. on 9. 5. 1932.

Infant born at 4.30 ~~a.m.~~ p.m. on 10. 5. 1932 Placenta delivered at 4.43 ~~a.m.~~ p.m. in 13. minutes.

Hours in labour:

Stages. 1st.	2nd.	3rd.	Total.
20 hrs.	1 39	13	21 52

Perineum ruptured:

Degrees. 1st.	2nd.	3rd.

Time of suturing: ~~a.m. p.m.~~ on ~~19~~

Nature of suturing: No. of sutures:

Union:

Presentation: Vertex. Position: LOA.

Nature of labour: Normal

Complications: nil.

Placenta: Complete Membranes: Complete Liquor amnii: Moderate.

PUERPERIUM.

Lactation established. 3rd Day Breasts: Good. Date of first leaving bed: 16. 5. 32.

Complications: Pyelitis B. Coli. Pus + Trace of Albumin

Condition on leaving hospital: Satisfactory.

INFANT.

Condition at birth: ~~Premature.~~ ~~Stillborn.~~ Full term. ~~Asphyxiated.~~

Sex: Female. Length: 19½" Weight at birth: 6 lbs 12 ozs.

Weight at discharge: 6 lbs 11 ozs.

Mode of feeding: Breast. Date of separation of cord: 10. 5. 32.

Condition on leaving hospital: Satisfactory.

NOTES ON THE LABOUR AND THE PUERPERIUM, WITH SPECIAL REFERENCE TO THE LOCHIA, BREASTS, PROGRESS OF INFANT, ETC.

		Infant.
1st day	Admitted 9.7.32 1st Stage. Prepared normally. and was delivered BW. 6 lbs 12 ozs. P.T.O. of normal healthy female baby at 4.30 p.m. 19.7.32. 2nd Stage Completed in 15 minutes. Fundus firm. Lochia ½R. 1 large clot expressed DL Reid Assist. BWO.	Suckling well.
2nd "	Good. Fundus involuting. Breasts good. Lochia ½R.	Suckling well.
3rd "	Lactation established. Breasts good. Fundus firm. Lochia ½R.	The same.
4th "	Catk. Spec urine sent to lab. offensive. Barley water. Pot Citrate.	Doing quite well.
5th "	The same. Breasts. fundus and lochia satisfactory. upromise.	Same. 6 lbs, 2 ozs.
6th "	up ½ hours. Feeling well. BWO. Urine less offensive.	Suckling well.
7th "	up 1 hour. Urine contains. Pyocyanus. B Coli + Alb. ++. Lochia LB.	The same.
8th "	up 2 hours. Pot Cit gtt. Barley water etc. Breasts - fundus and lochia satisfactory	Doing quite well.
9th "	up 4 hours. The same.	Very slow today.
10th "	up 6 hours. Urine to lab. am. Lactation good.	Has a cold.
11th "	up. 8 hours. Very well. For discharge in am.	Doing well.
12th "	Examined by Dr McLaren. Discharged in	Almost regained
13th "	satisfactory condition. To take Fol	Birth weight. 6 lbs 11 ozs.
14th "	Mixture home with her.	

22.6.32.

Lab report: urine 10th Day - Pyocyanus + B. Coli. + Trace Alb.

C.B.

Initials: R. Q. B. Age: 29. No. of pregnancy: 4th. Period of pregnancy: Full Term.

Reference to other entries—see pages 19. 22.

Admitted 15. 5., 1932, at 4.30 a.m. ~~p.m.~~ Result: Mother: Child: Satisfactory Discharged: 19. 5. 32.

HISTORY.

Previous history: ANC. 159.

Previous pregnancies, number of: 3.; abortions, 1; miscarriages, 2.; premature, –; full term, –

Date of last menstruation: August 15th, 1931. Health during present pregnancy: Good.

Previous labours, nature of: Normal. Date of last labour: 26. 10. 30.

CONDITION ON ADMISSION.

Condition on entry, or at beginning of labour: Good.

Temperature: 98. Pulse: 76. Examined before admission by ANC.

Urine: specific gravity, 10.10; reaction, Alkaline.; albumen, nil; sugar, nil.

LABOUR.

Began at 3.30 a.m. ~~p.m.~~ on 15. 5., 1932. Membranes ruptured at 3.30 a.m. ~~p.m.~~ on 15. 5., 1932.

Infant born at 12.5 ~~a.m.~~ p.m. on 15. 5., 1932. Placenta delivered at 12.20 ~~a.m.~~ p.m. in 15. minutes.

Hours in labour:	Stages. 1st.	2nd.	3rd.	Total.
	4 39/60	4 5/60	15/60	8 59/60

Perineum ruptured:	Degrees. 1st.	2nd.	3rd.
	✓	+	+

Time of suturing: 12.10 ~~a.m.~~ p.m. on 15. 5., 1932

Nature of suturing: Silk. No. of sutures: 1

Union: Good.

Presentation: LOA Position: Sulcus.

Nature of labour: Normal.

Complications: Impacted shoulders released by Dr G. Lewis.

Placenta: Complete Membranes: Complete Liquor amnii: Expressive

PUERPERIUM.

Lactation established: 19. 5. 32 Breasts: Good. Date of first leaving bed: 22. 5. 32.

Complications: nil

Condition on leaving hospital: Satisfactory.

INFANT.

Condition at birth: Premature. ~~Stillborn.~~ Full term. ~~Asphyxiated.~~ Sex: Female. Length: 22½" Weight at birth: 6 lbs 13 ozs.

Weight at discharge: 6 lbs 6 ozs.

Mode of feeding: Breast. Date of separation of cord: 20. 5. 32.

Condition on leaving hospital: Satisfactory.

NOTES ON THE LABOUR AND THE PUERPERIUM, WITH SPECIAL REFERENCE TO THE LOCHIA, BREASTS, PROGRESS OF INFANT, ETC.

		Infant.
1st day	Admitted 3·30 am. in 1st stage. Routine preparation. Lay 2nd stage. Delivered normally Placenta born 12·5 pm. Perineum intact. Uterus released by Dr. A Bijne Lev, Lab. Fundus firm. Lochia P.R.	Female baby. Weight 6 lbs. 13 ozs P.P.M.
2nd "	Bright and comfortable. Fundus firm. Lochia P.R. Iodoform Sup. insitu.	Quite well.
3rd "	Ol. Ricini given. B.W.O. Lactation partially established	Very slow.
4th "	Good day. Breasts, fundus and lochia satisfactory.	The same. Bowels regular.
5th "	The same. Lactation good. Fundus involuting	Still very slow.
6th "	Feeling well. Lochia ½ B. Fundus firm.	Cord separated.
7th "	Very well. B.W.O. Lochia ½ B. Fundus firm.	Doing well.
8th "	Lotions removed. Lochia good. up ½ hour.	Weight. 6 lbs. 8 ozs.
9th "	up ½ hours. Breasts good. Left nipple healed.	Sucking well.
10th "	up 4 hours. Very well. Breasts good.	Weight 6 lbs 9 ozs.
11th "	up. 9 hours. Lochia ½ R. early am. First Sacri Stretch et Ergot given.	Doing well.
12th "	up 8 hours Very well.	Weight 6 lbs 10 ozs.
13th "	Good Day all reflexes.	Doing well.
14th "	Discharged. Examined by Dr Fyfe Fyfe.	Weight 6 lbs. 9 ozs.
	Condition satisfactory.	
	28. 6. 32.	

C.G.

Initials: O.L.H. Age: 26. No. of pregnancy: 1st Period of pregnancy: Full Term.

Reference to other entries—see pages 19. 22. 28. 88.

Admitted 26., 1932, at 12.30 ~~a.m.~~ p.m. Result: Mother: / Child: Both Satisfactory Discharged: 4.6.32.

HISTORY.

Previous history: ANC. 220.

Previous pregnancies, number of: - ; abortions, - ; miscarriages, - ; premature, - ; full term, -

Date of last menstruation: August 1st, 1932 Health during present pregnancy: Good.

Previous labours, nature of: - Date of last labour: -

CONDITION ON ADMISSION.

Condition on entry, or at beginning of labour: Satisfactory.

Temperature: 97.4 Pulse: 80. Examined before admission by ANC.

Urine: specific gravity, 10.10 ; reaction, acid ; albumen, nil ; sugar, nil.

LABOUR.

Began at 2 ~~a.m.~~ p.m. on 23. 6., 1932. Membranes ruptured at 6.50 ~~a.m.~~ p.m. on 23. 6., 1932.

Infant born at 7 ~~a.m.~~ p.m. on 23. 6., 1932 Placenta delivered at 7.50 ~~a.m.~~ p.m. in 60. minutes.

Hours in labour:	Stages. 1st.	2nd.	3rd.	Total.
	3 50 / 20	1 10 / 10	60 / 60	5 50 / 90

Perineum ruptured: Degrees. 1st. 2nd. 3rd.

Time of suturing: a.m. p.m. on , 19

Nature of suturing: No. of sutures:

Union:

Presentation: Vertex. Position: L.O.A.

Nature of labour: Normal.

Complications: Right and left. episiotomy performed.

Placenta: Complete Membranes: Thin. Liquor amnii: Gradual.

PUERPERIUM.

Lactation established: 3rd Day. Breasts: Good. Date of first leaving bed: 28. 6. 32.

Complications: nil.

Condition on leaving hospital: Satisfactory

INFANT.

Condition at birth: Premature. / Stillborn. / Full term. / Asphyxiated.

Sex: Female. Length: 20" Weight at birth: 7 lbs.

Weight at discharge: 7 lbs 4 ozs.

Mode of feeding: Breast. Date of separation of cord: 27. 6. 32.

Condition on leaving hospital: Satisfactory

NOTES ON THE LABOUR AND THE PUERPERIUM, WITH SPECIAL REFERENCE TO THE LOCHIA, BREASTS, PROGRESS OF INFANT, ETC.

		Infant.
	Normally delivered female baby. 23.1.32. Episiotomy performed. No incontinence.	
1st day	Satisfactory. Fundus high but firm. Lochia SR.	7 lbs. PU. BM.
2nd "	Good day. BO ii Lochia SR. Fundus firm. Breasts good.	Suckles well.
3rd "	The same. Enema given. Large result. Lactation partially established.	6 lbs. 10 ozs.
4th "	The same. Lochia SR. Fundus involuting.	Doing very well.
5th "	up 10 mins. Felt well. Breasts good.	Very contented.
6th "	up ½ hours. Passed large piece membrane am. BO.	Good.
7th "	up 1 hour. Breasts fundus and lochia satisfactory	The same.
8th "	up 2 hours. Good day.	Satisfactory.
9th "	up 4 hours. Every thing OK.	The same.
10th "	up 6 hours. Lochia SB. Fundus involuted.	Doing very well.
11th "	up 8 hours. Doing well.	As usual.
12th "	Mother and babe discharged. Condition of	7 lbs 6 ozs.
13th "	both very satisfactory.	
14th "		
	4. 6. 32.	

ABNORMAL CASES SEEN IN THE LABOUR WARD.

Initials: Y. Y. Age: 34 No. of pregnancy: 1st Period of pregnancy: 4 months.

Reference to other entries—see pages 85.

Admitted 12.2, 1932, at 10.15 a.m. ~~p.m.~~ Result: Mother: Satisfactory; Child: Still-born. Discharged: 28.2.32.

HISTORY.

Previous history: —.

Previous pregnancies, number of: —; abortions, —; miscarriages, —; premature, —; full term, —

Date of last menstruation: 2.4., 1932. Health during present pregnancy: Good until 9th Feb. 1932.

Previous labours, nature of: Date of last labour:

CONDITION ON ADMISSION.

Condition on entry, or at beginning of labour: Albuminuria.

Temperature: 98.4 Pulse: 96. Examined before admission by Dr Pod. Cambridge.

Urine: specific gravity, 10.15; reaction, acid; albumen, +; sugar, -

LABOUR.

Began at 12.30 ~~a.m.~~ p.m. on 13.2, 1932. Membranes ruptured at 8.30 ~~a.m.~~ p.m. on 13.2, 1932.

Infant born at 11.15 ~~a.m.~~ p.m. on 13.2, 1932. Placenta delivered at 11.25 ~~a.m.~~ p.m. in 10 minutes.

Hours in labour:

Stages. 1st.	2nd.	3rd.	Total.
8 30/60	3 15/60	19/60	11 54/60.

Perineum ruptured:

Degrees. 1st.	2nd.	3rd.
+	-	

Time of suturing: 11.30 ~~a.m.~~ p.m. on 13.2, 1932.

Nature of suturing: P.H.G. No. of sutures: 2.

Union: Good.

Presentation: Vertex. Position: L.O.A.

Nature of labour: Induced. Mechanically - Gauze packing and 2 bougies.

Complications: Nil.

Placenta: Complete. Battle-dore. Membranes: Complete. Liquor amnii: Hydramnios.

PUERPERIUM.

Lactation established: 3rd Day Breasts: Date of first leaving bed: 20.2.32

Complications: Nil. → Milk expression commenced. Milk. Compressed.

Condition on leaving hospital: Satisfactory.

INFANT.

Condition at birth: ~~Premature.~~ Stillborn. ~~Full term.~~ ~~Asphyxiated.~~ premature. Sex: M. Length: Weight at birth: 5 lbs 10 ozs.

Weight at ~~discharge~~:

Mode of feeding: Date ~~of~~ separation of cord:

Condition on leaving hospital:

NOTES ON THE NATURE OF THE COMPLICATION, THE TREATMENT ADOPTED, AND THE COURSE OF THE PUERPERIUM.

12.2.32. 13.2.32 14.2.32. Patient transferred from W.&C. at 10.15 pm. Albuminuria - 7 months pregnant with "show". Intravenally induced. at 11 am. 13th. Packing and 2 bougies inserted. Labour pains commenced and increased in severity and regularity. Normally delivered of stillborn male baby at 11.15 pm. Battle-dore placenta. 2 Sth G. Cultures.

1st day. General condition satisfactory. Fundus firm. Lochia m.&R. PU. every 4 hours am. 200 ozs for 24 hours. Copious fluids taken. Marked oedema. Sl. pain between shoulder blades. Pain in R. base still. Plaster applied and Aspirin gr x given with some effect.

2nd Day. Lochia m.&R. Fundus firm & involuting. Breasts comfortable. 2nd Stage albuminuria.

3rd day. Had a very poor night. Pain in posterior thoracic region. Heat renewed and aspirin gr x given with some effect, but patient slept poorly. Is feeling easier this am. Urgency given with poor result. Sitting & by ag. Sulph. given. Lochia m.&R. Breasts hardening. Right binder applied. Fundus firm. Oedema of ankles still marked.

4th day. Much the same. Fundus high. Urgency gr ½ given. Breasts hard. Same. Methylated Spirits compresses applied. Plaster renewed.

5th day. Lochia m.&R. T. 100.4. 120. PU. 174. Post. confinement Tinctureferrin. gtt x TDS. Much brighter. No pain in chest. Breasts still hard. Not painful.

6th Day. Lochia S.&P. PU. Lat. specimen shows albumin trace. Feels well. Lochia decreasing. Fundus satisfactory. Methylated Spirits to breasts renewed. Up given. B.H.O. 3rd Stage Diet. Bright. No complaints. Breasts still hard not painful. By ag. Sulph. compresses applied. Appetite good.

7th Day. Stitches removed. - union of perineum satisfactory. Up in chair 10 mins. Condition satisfactory. Right lying inclined to be painful for a time. Breasts improving.

8th Day. Up 1 hour and feeling well. By ag. Sulph. compresses to breasts renewed. Tinture discontinued.

9th Day. Bowels well opened. PU. Lochia S.&PK. Up 1 hour.

10th Day. Up ½ hour - went for short walk. Felt very faint - returned to bed. No special complaint. Breasts softening. Tr continued. Lochia and fundus satisfactory.

11th Day. Up: Feels better. Lochia and fundus satisfactory. Breasts improving.

12th Day. Very bright - up 3 hours. Had a bath.

13th Day. Up. feeling well.

14th Day. Up. all day. feeling well.

15th Day. Discharged 1 pm. Still a faint trace of albumin in urine. 28.2.32.

Condition satisfactory. C.G.

Initials: S.L.R. Age: 19 No. of pregnancy: 1st Period of pregnancy: Full Term.

Reference to other entries—see pages 85.

Admitted 2.2., 1932 at 3.30 ~~a.m.~~ p.m. Result: Mother: Satisfactory Child: Satisfactory Discharged: 14.2.32.

HISTORY.

Previous history:

Previous pregnancies, number of: - ; abortions, - ; miscarriages, - ; premature, - ; full term, -

Date of last menstruation: May, 1931. Health during present pregnancy: Good

Previous labours, nature of: 0 Date of last labour: 0

CONDITION ON ADMISSION.

Condition on entry, or at beginning of labour: Good.

Temperature: 98° Pulse: 88 Examined before admission by Anne Lalal Clair.

Urine: specific gravity, ; reaction, ; albumen, ; sugar,

LABOUR.

Began at a.m. p.m. on , 19 Membranes ruptured at a.m. p.m. on , 19

Infant born at a.m. p.m. on , 19 Placenta delivered at a.m. p.m. in minutes.

Hours in labour:

Stages. 1st.	2nd.	3rd.	Total.

Perineum ruptured:

Degrees. 1st.	2nd.	3rd.

Time of suturing: a.m. p.m. on , 19

Nature of suturing: No. of sutures:

Union:

Presentation: Position:

Nature of labour:

Complications: Caesarean Section.

Placenta: Membranes: Liquor amnii:

PUERPERIUM.

Lactation established: Milk suppressed. Breasts: Date of first leaving bed:

Complications: Ethylated compresses.

Condition on leaving hospital: Satisfactory. Feeling well.

INFANT.

Condition at birth: Premature. Stillborn. Full term. Asphyxiated.

Sex: Female Length: 21" Weight at birth: 7 lbs.

Weight at discharge: 6 lbs. 6½ ozs.

Mode of feeding: Bottle Fed. Date of separation of cord: 4.2.32.

Condition on leaving hospital: Satisfactory.

NOTES ON THE NATURE OF THE COMPLICATION, THE TREATMENT ADOPTED, AND THE COURSE OF THE PUERPERIUM.

[redacted]

2.2.32. 1 Pt admitted and usual pre-operative treatment given. Small narrow pelvis.

3.2.32. 2 Pre-op H.I. Atropine gr. 1/100 given 2 pm. Taken to theatre 2.30 pm. Pt 1cc given 2.50 pm in anaesthetic room. Caesarean section performed by Dr Graham. Length of operation. 25 minutes. Condition satisfactory throughout. and also on return to ward. No coughing. no vomiting. NPO. Pt fairly comfortable. Pale. Taking drinks well. Repos. given for pain. Babe normal healthy female child. Weight 7 lbs.

4.2.32. 3 Condition satisfactory. NPO. Catheter passed. 1 pm. fxv withdrawn. PO. 9 am. Lochia m&R. Pt fairly comfortable. Some pain due to distension - Morphia ½ given 1.30 PM. with relief. Milk suppression commenced. Ice compresses and firm binder to breasts. Black Coffee & Lemon drinks. restricted fluids. ½ oz Sulph Mg each early pm. Lochia m&R. Babe bottle fed with breast milk.

5.2.32. 4 Feeling more comfortable. Slept all night. Breasts L. diet given. BWO. am. Enema given good result flatus passed. Pt comfy. Lochia S&R.

6.2.32. 5 Satisfactory. Wound dressed. Looking healthy. Lochia S&B. PO. Taking diet well. Breasts L. Light binder applied.

7.2.32. 6 Enema given - good result - flatus. Wound. Wound satisfactory. Pt comfortable. Breasts L. Laid and a little painful. but responding slowly to L. Babe good. Cord separated. umbilicus satisfactory.

8.2.32. 7 Good. S.P.R. normal. Breasts L very full. BWO.

9.2.32. 8 Satisfactory

10.2.32. 9 Lochia S&R. today. 2 small blood clots expressed from vagina. Breasts L.

11.2.32. Good. Sensain sutures removed. Wound satisfactory. Lochia m&R. Breasts still very full. Babe good.

12.2.32. up for 10 minutes. Rather pale but feeling well.

13.2.32. Still very pale. 3 SHG sutures out. Lochia Thick & PK. Breasts the same. Babe good.

14.2.32. up 1 hour - feeling stronger. Breasts full. treated with ½ oz Sulph compresses.

15.2.32. up 2 hours. Lochia S&PK. Wound healed. BWO.

16.2.32. Pt naughty. Playing up. Up. 4 hours. Baked. Condition satisfactory. Babe good.

17.2.32. Good am. Instructed in technique of Sumarsid Milk.

Mother and Babe discharged. Both satisfactory.

C.G.

Initials: D. L. H. Age: 33. No. of pregnancy: 2nd. Period of pregnancy: Full Term.

Reference to other entries—see pages 35 208

Admitted 11 3, 1932, at 3.45 ~~a.m.~~ p.m. Result: Mother: Good / Child: Good. Discharged: 23.3.32.

HISTORY.

Previous history: -

Previous pregnancies, number of: 1; abortions, .; miscarriages, .; premature, .; full term, 1

Date of last menstruation: May 25th, 1931. Health during present pregnancy: Toxic goitre. Treated.

Previous labours, nature of: Normal. Date of last labour: May 14th 1928.

CONDITION ON ADMISSION.

Condition on entry, or at beginning of labour: Satisfactory. Though in very nervous state - through toxic goitre

Temperature: 98 Pulse: 120 Examined before admission by Dr Hocken

Urine: specific gravity, -; reaction, —; albumen, trace; sugar, nil

LABOUR.

Began at 5 ~~a.m.~~ p.m. on 11.3., 1932 Membranes ruptured at 4.45 ~~a.m.~~ p.m. on 11.3., 1932.

Infant born at 6.55 ~~a.m.~~ p.m. on 11.3., 1932. Placenta delivered at 7.25 ~~a.m.~~ p.m. in 30 minutes.

Hours in labour:	Stages. 1st.	2nd.	3rd.	Total.
	1 30/60	25/60	30/60	2 25/60

Perineum ruptured:	Degrees. 1st.	2nd.	3rd.

Time of suturing: ~~a.m.~~ p.m. on ~~, 19~~

Nature of suturing: ~~No. of sutures:~~

Union:

Presentation: Vertex Position: R D A.

Nature of labour: Normal

Complications: Nil.

Placenta: Normal. Complete Membranes: Complete Liquor amnii: Moderate

PUERPERIUM.

Lactation established: 18.3.32. Breasts: Good. Date of first leaving bed: 15.3.32.

Complications: Nil.

Condition on leaving hospital: Good.

INFANT.

Condition at birth: ~~Premature.~~ Stillborn. Full term. ~~Asphyxiated.~~ Sex: Female. Length: 23" Weight at birth: 9 lbs.

Weight at discharge: 9 lbs 0 ½ ozs.

Mode of feeding: Breast Date of separation of cord: 17.3.32

Condition on leaving hospital: Good.

NOTES ON THE NATURE OF THE COMPLICATION, THE TREATMENT ADOPTED, AND THE COURSE OF THE PUERPERIUM.

1st Day Treated for 1 month in general hospital - Lysol Col. rest etc. Medicinal induction twin. Pains increased quickly - short labour. normal delivery. Good, 1st day. Fundus firm. Baby OK.

2nd Day. Fundus firm and involuting well. Lochia free & red. Babe sucking well.

3rd Day Lactation establishing. Breasts full milk expressed after feeds. Baby good.

4th Day Breasts full came L. Fundus and lochia satisfactory. Babe good.

5th Day Breasts satisfactory. Fundus involuting. Lochia ½ R.

6th Day up while bed made. Felt well. Pulse unaltered. Lochia ½ & B.

7th Day up 30 minutes. Satisfactory. Lochia cl. more ½ R. Fundus below symphysis.

8th Day up 2 hours. Fundus involuted. Lochia scanty and pink. Breasts satisfactory.

9th Day up 4 hours. Progressing well. Baby satisfactory.

10th Day. up 6 hours. Dressed and walking about. Baby has regained birth weight.

11th Day up 8 hours. Condition satisfactory. Lochia practically nil.

12th Day Mother and baby discharged in satisfactory condition. Mother's condition much improved. Baby sleeping well and contented.

23.3.32.

C.G.

Initials: O. K. (see R) Age: 19. No. of pregnancy: 1st Period of pregnancy: 9/10

Reference to other entries—see pages 35. 36.

Admitted 1.4, 1932 at 8' ~~a.m.~~ p.m. Result: Mother: / Child: Satisfactory Discharged: 18.4.32.

HISTORY.

Previous history: ANC 209

Previous pregnancies, number of: - ; abortions, - ; miscarriages, - ; premature, - ; full term, -

Date of last menstruation: July 22nd, 19 31 Health during present pregnancy: Satisfactory until 1 week before admission

Previous labours, nature of: - Date of last labour:

CONDITION ON ADMISSION.

Condition on entry, or at beginning of labour: Definite pre-eclamptic with swelling of hands and feet.

Temperature: 99.6. Pulse: 104. Examined before admission by ANC.

Urine: specific gravity, - ; reaction, acid ; albumen, +++. ; sugar, nil.

LABOUR.

Began at 12 m. a.m. p.m. on 3.4, 1932. Membranes ruptured at 8.5' ~~a.m.~~ p.m. on 3.4, 1932.

Infant born at 9.30 a.m. ~~p.m.~~ on 4.4, 1932 Placenta delivered at 9.50 a.m. ~~p.m.~~ in 20 minutes.

Hours in labour:	Stages. 1st.	2nd.	3rd.	Total.
	19 10/60	2	20/60	21 50/60

Perineum ruptured:	Degrees. 1st.	2nd.	3rd.

Time of suturing: ~~a.m. p.m.~~ on ~~, 19~~

Nature of suturing: No. of sutures:

Union:

Presentation: Vertex. Position: ROP. rotated ROA.

Nature of labour: Mechanical induction - normal delivery

Complications: Nil.

Placenta: Complete. Membranes: Complete. Liquor amnii: Moderate.

PUERPERIUM.

Lactation established: 7.4.32. Breasts: Satisfactory. Date of first leaving bed: 14.4.32

Complications: Nil.

Condition on leaving hospital: Good

INFANT.

Condition at birth: Premature. 1 month / Stillborn. / Full term. / Asphyxiated. Sex: Male. Length: 20 ins. Weight at birth: 5 lbs 13 ozs.

Weight at discharge: 5 lbs 10½ ozs.

Mode of feeding: Breast Date of separation of cord: 9.4.32.

Condition on leaving hospital: Progressing.

NOTES ON THE NATURE OF THE COMPLICATION, THE TREATMENT ADOPTED, AND

[redacted]. THE COURSE OF THE PUERPERIUM. B.P. 188 on admission.

1.4.32. Admitted pre eclamptic. Had 8 fits 2.4.32 unconscious all day. Colon irrigations and stomach lavage given. Chloral Bromide & Paraldehyde per rectum + aminin given. Pt conscious & intentionally induced. Labour commenced. 12 m.n. Pains increased
3.4.32. regularly. Taking fluids well. Bo. iii + Passing plenty of urine.
Internally delivered of male child at 9.30 am. 3rd stage complete in 20 mins. Condition
4.4.32. Satisfactory on return to ward. 3 large blood clots expressed. F. undus firm now. NPU. Bypot ʒi given 11 am. also ℥ss Chloral Bromide at 11 am. Baby satisfactory so far. PU. ʒ40 pm.
Good day condition much improved. Oedema subsiding. Pt very bright. Vaginal douche
5.4.32. given (Dr) clear return. Liq. bp. Bypot ʒi TDS. Mealtime. On carbohydrate diet + plenty of fluids. PU. 95 ozs. Bo. F. undus firm.
Lochia. mod & red. BP. 152. PU. 50 pm.

6.4.32. Ol Ricini given. BMO. F. undus and lochia satisfactory. PU. ʒ12. Baby good.
Good day. Lochia ʒ+R. 6x Bypot ʒi TDS. F. undus satisfactory. Lactation established. Breasts comfy.
7.4.32. Diet increased. Baby suckling well.
Satisfactory. Lochia ʒ+Br. Breasts ℥ss expressed after feeds. F. undus involuting. BP. 160.
8.4.32. 136 in am. BMO very well. Taking fluids. On paraffin ʒss TDS.
Not so well. BP 164 am. 152 pm. Pt crying and irritable. Lochia ʒ+Br. F. undus good.
9.4.32. Breasts comfy. Colonic irrigations given. Pt urinated loz iii with ʒiv Sulph. ʒi 3hrly. PU. Babe doing well.
Sulking and looking better. Breasts, fundus & lochia satisfactory. Diet decreased.
10.4.32. No fits. BP 132-142. Taking up to 15 pints of fluid daily. Baby satisfactory.

11.4.32. Sulking well. Pulse improved. BP 132-148. Bo iii Carbohydrate diet. F. undus and lochia satisfactory.

12.4.32. Satisfactory. BP 134-144. Diet increased. Passing good quantity of urine.

13.4.32. Improving BP 120-130. Stools normal. Baby has st disch. R. eye. Treated locally.

14.4.32. Sulking well. BP 118. up 10 mins. Diet increased. Condition satisfactory. Babies eye improved.

15.4.32. Satisfactory. BP 132 up 20 minutes. Baby satisfactory.

16.4.32 " up 1 hour. BP. 110. Baby fair. Eyes improved.

17.4.32. up 2 hours and walking about. Condition very satisfactory. BP 116. Baby good.

18.4.32. Discharged pm. Mother and babe both satisfactory. C.S.

Initials: D. C. Age: 35 No. of pregnancy: 6th Period of pregnancy: Full Term

Reference to other entries—see pages

Admitted 18.4.32, 1932, at 3.30 ~~a.m.~~ p.m. Result: Mother: Died / Child: Satisfactory. Discharged: Deceased 22.4.32

HISTORY.

Previous history: ANC. 148. Gains removed in private hospital 28.9.31.

Previous pregnancies, number of: 4; abortions, •; miscarriages, •; premature, •; full term, 4

Date of last menstruation: July 16th, 1931. Health during present pregnancy: Fair

Previous labours, nature of: 1 instrumental all normal Date of last labour: 12.1.24.

CONDITION ON ADMISSION.

Condition on entry, or at beginning of labour: Satisfactory.

Temperature: 98 Pulse: 78. Examined before admission by ANC.

Urine: specific gravity, 10.20; reaction, Al. acid; albumen, nil; sugar, nil.

LABOUR.

Began at 4 ~~a.m.~~ p.m. on 22.4, 1932 Membranes ruptured at 4.40 ~~a.m.~~ p.m. on 22.4, 1932.

Infant born at 5.10 ~~a.m.~~ p.m. on 22.4, 1932 Placenta delivered at 5.24 ~~a.m.~~ p.m. in 14 minutes.

Hours in labour:

Stages. 1st.	2nd.	3rd.	Total.
45/60	25/60	17/60	1 14/60

Perineum ruptured:

Degrees. 1st.	2nd.	3rd.
•	•	•

Time of suturing: a.m. p.m. on , 19

Nature of suturing: No. of sutures:

Union:

Presentation: Vertex. Position: LOA

Nature of labour: Normal

Complications: Slight P.P.H.
Cardiac Failure

Placenta: Complete. Membranes: Complete. Liquor amnii: Hydramnios

PUERPERIUM.

Lactation established: Breasts: Date of first leaving bed:

Complications:

Condition on leaving hospital:

INFANT.

Condition at birth: ~~Premature.~~ Stillborn. Full term. Asphyxiated. Sex: Female. Length: 20½" Weight at birth: 7 lbs

Weight at discharge: 7 lbs 4 oz

Mode of feeding: Artificial - HM. III Date of separation of cord: 26.4.32.

Condition on leaving hospital: Satisfactory. 14.5.32.

NOTES ON THE NATURE OF THE COMPLICATION, THE TREATMENT ADOPTED, AND THE COURSE OF THE PUERPERIUM.

18.4.32. Patient admitted 18.4.32 not in labour. Routine preparation. Medicinal induction given. Had slight ante-partum haemorrhage 10 pm. Controlled by massage and tight binder. Few blood expressed. Had few error pains at irregular intervals. No further bleeding.

19.4.32. Very well. Very slight bleeding in am. Slept well during night.

20.4.32. Few chrny and many "niggling" pains. Some bleeding. Fair sized clot passed. Patient bright and feeling well. Comfortable night.

21.4.32. Much the same. No further loss per vagina. Good night.

22.4.32. Up all am. bright. Medicinal induction repeated. Labour commenced 4 pm. Membranes ruptured 4.40 pm. Normally delivered of apparently healthy female child at 5.10 pm. 3rd stage normal and complete 5.14 pm. Free loss in labour weed and on return to bed. Pit .5 cc. Ergotic Ergot 1 cc & Liq Ergot given. Hot vaginal douche 6 pm. Patient cheerly. On Abernethy. Foot of bed raised. Treated for shock. Very restless. Morph ½ given 6.30 pm. Bleeding freely. Pit 1 cc repeated 6.45 pm. Vaginal douche repeated 7 pm. Patient semi conscious. People notified. Rectal saline given. not retained. Subcutaneous Saline 16 ozs given 7.15 pm. Morph gr ¼ 7.30 pm for restlessness. Intravenous injection of Saline glucose and gum. arabic given 8 pm. 16 ozs. Condition very low. Oxygen given continuously. Adrenalin m 8 given H.D. into heart muscle. Slightly improved. Camphor in oil 1 cc 8 pm. Appeared to improve a little but collapsed and died at 10 pm.

C.S.

Initials: C. K. Age: 26. No. of pregnancy: 2nd. Period of pregnancy: Full Term.

Reference to other entries—see pages 30. 213.

Admitted 24. 4, 1932, at 9 a.m. ~~p.m.~~ Result: Mother: Improved Child: Satisfactory Discharged: 14. 5. 32.

HISTORY.

Previous history: In general hospital for one month for treatment. Septic Goitre.

Previous pregnancies, number of: 1; abortions, -; miscarriages, -; premature, -; full term, 1

Date of last menstruation: 25 - 7, 1931 Health during present pregnancy: Fair.

Previous labours, nature of: Normal. Date of last labour: May 6th 1930

CONDITION ON ADMISSION.

Condition on entry, or at beginning of labour: Improved.

Temperature: 98 Pulse: 92. Examined before admission by Dr Abernethy.

Urine: specific gravity, 1004; reaction, acid; albumen, ~~nil~~; sugar, nil.

LABOUR.

Began at 2 a.m. ~~p.m.~~ on 24. 4, 1932 Membranes ruptured at 10.25 a.m. ~~p.m.~~ on 24. 4, 1932

Infant born at 10.35 a.m. ~~p.m.~~ on 24. 4, 1932 Placenta delivered at 10.42 a.m. ~~p.m.~~ in 7 minutes.

Hours in labour:	Stages. 1st.	2nd.	3rd.	Total.
	8 45/60	10/60	7/60	9 42/60

Perineum ruptured: Degrees. 1st ~~2nd.~~ ~~3rd.~~

Time of suturing: 10.25 a.m. ~~p.m.~~ on 24. 4, 1932

Nature of suturing: Continuous Catgut No. of sutures: 4

Union: Good.

Position: ROA.

Presentation: Vertex

Nature of labour: Normal

Complications: Labia Minora and Clitoris torn and bleeding freely.

Placenta: Complete Membranes: Complete Liquor amnii: Moderate.

PUERPERIUM.

Lactation established: 3rd Day. Breasts: Date of first leaving bed: 1. 5. 32.

Complications: Nil.

Condition on leaving hospital: Satisfactory.

INFANT.

Condition at birth: ~~Premature.~~ ~~Stillborn.~~ Full term. ~~Asphyxiated.~~ Sex: Male. Length: 21" Weight at birth: 8 lbs 8 ozs.

Weight at discharge: 8 lbs 10 ozs. Mode of feeding: Breast. Date of separation of cord: 19. 5. 32.

Condition on leaving hospital: Satisfactory.

NOTES ON THE NATURE OF THE COMPLICATION, THE TREATMENT ADOPTED, AND THE COURSE OF THE PUERPERIUM.

24. 4. 32. Admitted in 1st stage of labour 9 am. Normally delivered of a healthy male babe at 10.55 am. Has laceration of labia minora and clitoris - Bled rather freely. Sutured by Dr Abernethy. 5 our double chromic sutures, continued in clitoris. Condition satisfactory on return to bed. Fundus firm. Lochia S+R. N.P.U. Patient very drowsy. Slept most of day.

25. 4. 32. Very miserable early am. Asp gr x given. Gone comfy since. Vulva very swollen and tender - much compresses applied. Fundus firm. Gone comfortable: Labia still very swollen and painful - cold compresses applied.

26. 4. 32. QQL. Urinary tract also satisfactory.

27. 4. 32. Very nervous today. Palpitation troublesome. Tr Bromide ʒii TDS.

28. 4. 32. Breasts full and painful - Antiphlogistine applied. Breast formals to nipples.

29. 4. 32. Good day. Breasts improved. Lochia and Fundus satisfactory.

30. 4. 32. Very bright and doing quite well. Babe good.

1. 5. 32 up while bed made. Very tired. and easily upset.

2. 5. 32. up ½ hour Very tired and nervous. Lactation good. Babe doing well.

3. 5. 32. up 2 hours. Fairly well. Lochia pale. Fundus involuting.

4. 5. 32. up 4 hours. Complaining of headache. Generally miserable. Crying for apparently no reason. Depressed. Babe circumcised.

5. 5. 32. Much the same.

6. 5. 32 Still in sheets. On Syr Fer and Iron & Phos TDS.

7. 5. 32. Very easily upset. Sleeping downstairs. Much quieter

8. 5. 32. The same. Fainted after being out in bus. Soon recovered.

Stayed in hospital one week over time. Felt better and much improved. Still some palpitation.

C.S.

Blepharm

Initials: G. N. B. Age: 24 No. of pregnancy: 1st Period of pregnancy: 9½/10.

Reference to other entries—see pages

Admitted 8. 5. 32, at 9.30 a.m. ~~p.m.~~ Result: Mother: Good recovery. Child: Stillborn Discharged: 28. 5. 32.

HISTORY.

Previous history: -

Previous pregnancies, number of: - ; abortions, - ; miscarriages, - ; premature, - ; full term, -

Date of last menstruation: , 19 Health during present pregnancy: Good until 1 month before admission

Previous labours, nature of: Date of last labour: -

CONDITION ON ADMISSION.

Condition on entry, or at beginning of labour: Unconscious.

Temperature: 100°. Pulse: 148. Examined before admission by Dr Patterson. Pulmonic

Urine: specific gravity, high. ; reaction, acid ; albumen, ++. ; sugar, -

LABOUR.

Began at 9 a.m. ~~p.m.~~ on 7. 5. , 1932 Membranes ruptured at 10.35 a.m. ~~p.m.~~ on 7. 5. , 1932

Infant born at 3.11 a.m. ~~p.m.~~ on 8. 5. , 1932. Placenta delivered at 3.29 a.m. ~~p.m.~~ in 18 minutes.

Hours in labour:	Stages. 1st.	2nd.	3rd.	Total.
	18	40/60	17/60	18 29/60

Perineum ruptured:	Degrees. 1st	2nd.	3rd.
	.	+	.

Time of suturing: 3.40 a.m. ~~p.m.~~ on 8. 5. , 1932.

Nature of suturing: S+R+C.G. No. of sutures: 4

Union: Good.

Presentation: Vertex. Position: Left.

Nature of labour: Instrumental.

Complications: Ruptured perineum 2nd degree

Placenta: Complete - calcified Membranes: Complete. Liquor amnii: Inadequate.

PUERPERIUM.

Lactation established: Suppressed. Breasts: - Date of first leaving bed: 23. 5. 32.

Complications: nil Fade very satisfactorily recovery.

Condition on leaving hospital: Very well.

INFANT.

Condition at birth: Premature. Stillborn. ✓ Full term. Asphyxiated.

Sex: Female. Length: Weight at birth:

Weight at discharge:

Mode of feeding: Stillborn Date of separation of cord:

Condition on leaving hospital:

NOTES ON THE NATURE OF THE COMPLICATION, THE TREATMENT ADOPTED, AND THE COURSE OF THE PUERPERIUM.

8.6.32

Admitted 9.30 am in unconscious condition following eclamptic seizure. Colour very cyanosed, Pulse weak and rapid. Restlessness of one fit.
Labour progressed well. Blood pressure increased. Taken to theatre
Instrumentally delivered of stillborn female child. 3rd Stage
complete in 18 minutes.
Gradually regained consciousness. though blood pressure very
persistent. rising to 194.
Usual diet and treatment given.

Made good recovery.

28.6.32.

C.G

CHARTS OF SPECIAL INTEREST OF PATIENTS NURSED OR SEEN,

OR OF NORMAL CASES IF THERE ARE INSUFFICIENT CASES OF SPECIAL INTEREST.

March.

Day of Month	11	12	13	14	15	16	17	18	19	20	21	22	23	24	25
Day of Puerperium.		1	2	3	4	5	6	7	8	9	10	11	12	13	14
	M E	M E	M E	M E	M E	M E	M E	M E	M E	M E	M E	M E	M E	M E	M E
Lochia.		F.R.	F.R.	F.R.	F.R.	F.R	F.R	F.R.	S.P.K	S.P.R.	S.B.L.	S.B.R.	S.		
Sleep.		4 hrs	6 hrs	5 hrs.	6 hrs	4 hrs	5 hrs	6 hrs	6 hrs	6 hrs	6 hrs	6 hrs			
Tongue	C.T.	C	C	C	C	C	C	C	C	C	C	C	C		
Bowels.		/	/	A.P.	/	A.P.	/	/	/	/	/	/	/		
Urine.															
No. Hours out of bed		0	0	0	0	0	10/60	30/60	1 hrs	2 hrs	4 hrs	6 hrs	8 hrs.		

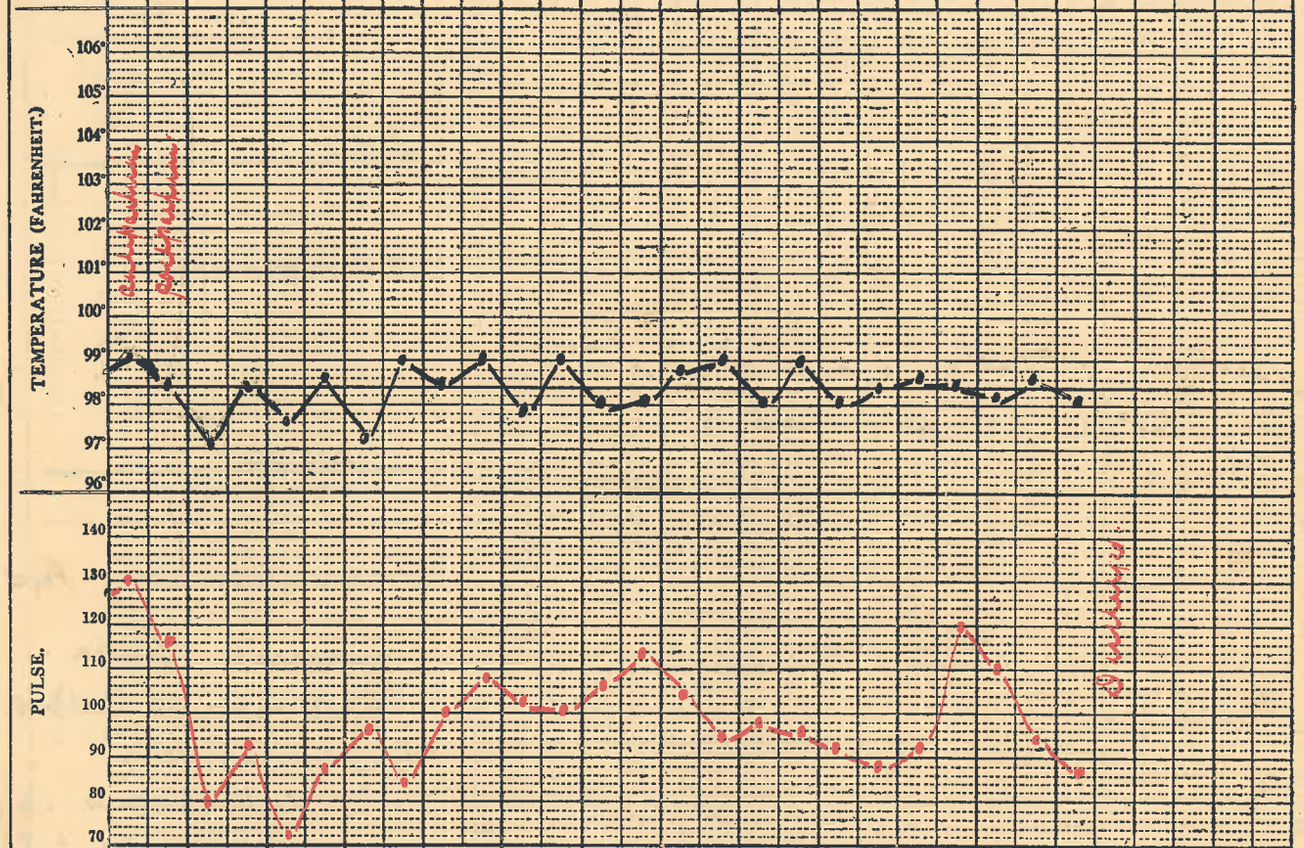

ABBREVIATIONS.—LOCHIA: *F.=Free; M.=Moderate; S.=Scanty; R.=Red; Pk.=Pink; Br.=Brown; P.=Pale; O.=Offensive.*
TONGUE: *C.=Clean; Cd.=coated.* BOWELS. *Ap.=Aperient; En.=Enema; L.=Loose.* PREFIX: *V.=Very; St.=Slightly.*

Initials:

D. Y. R.

Date of admission:

Transferred from Wards

11. 3. 32.

Reference to other entries: Page 168.

Topic goitre with marked nervous symptoms during pregnancy.
Made very satisfactory progress after labour.

C. L.

April.

Day of Month	1	2	3	4	5	6	7	8	9	10	11	12	13	14	15.
Day of Puerperium.				1	2	3	4	5	6	7	8	9	10	11	12.

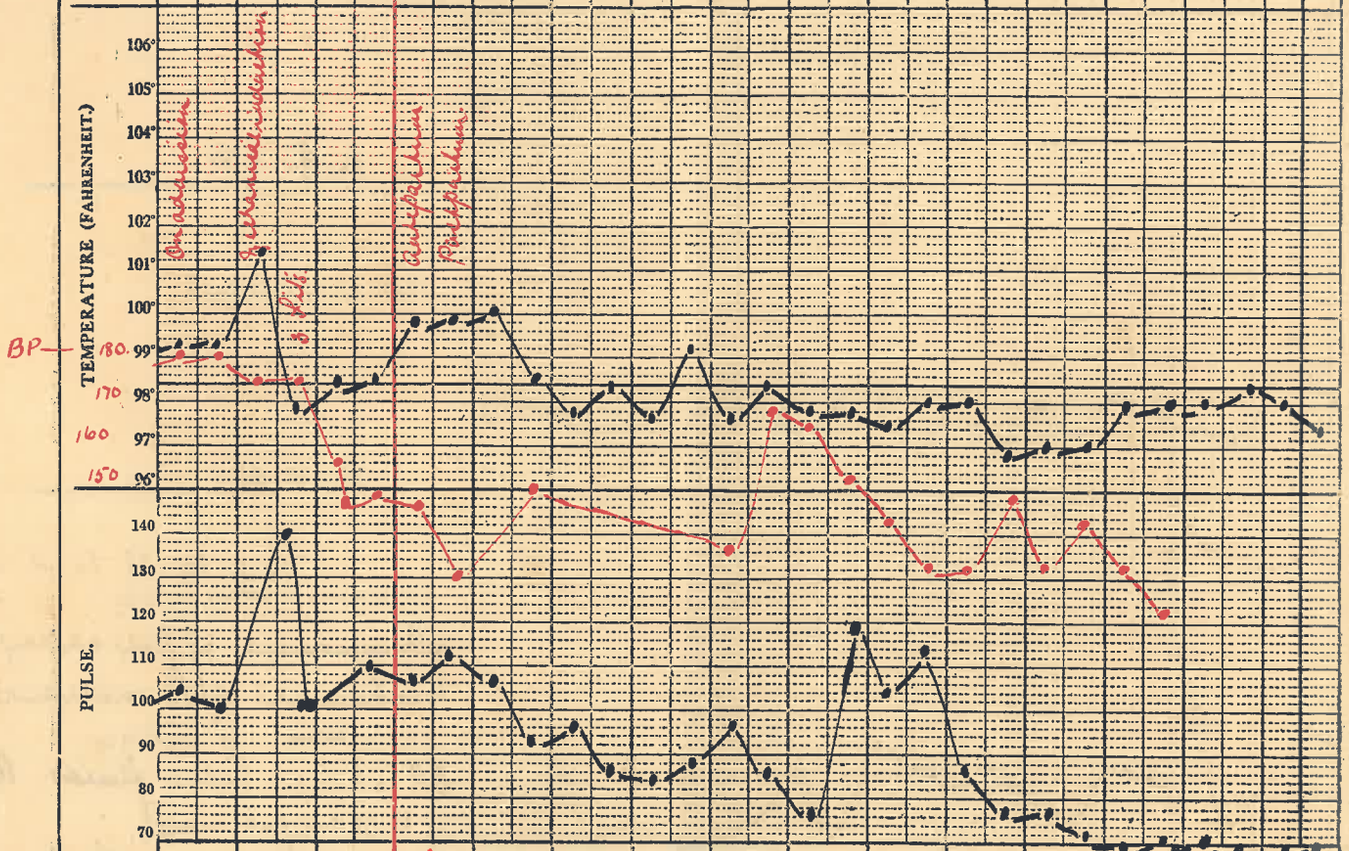

ABBREVIATIONS.—LOCHIA. F.=Free; M.=Moderate; S.=Scanty; R.=Red; Pk.=Pink. Br=Brown; P.=Pale; O.=Offensive.
TONGUE: C.=Clean; Cd.=coated. BOWELS. Ap.=Aperient; En.=Enema; L.=Loose. PREFIX: V.=Very; St.=Slightly.

Initials:

OK (R).

Date of admission:

1.4.32.

Reference to other entries:

Definite pre-eclamptic. Thus fili taken before labour. Quotin anaesthetic given to ward off further attacks. Colonic irrigations. Stomach lavage. ½ of Cuph. ½ chemical induction. Labour progressed well. Normal delivery. Discharged. 14th day fit & well.

C.S.

March. April.

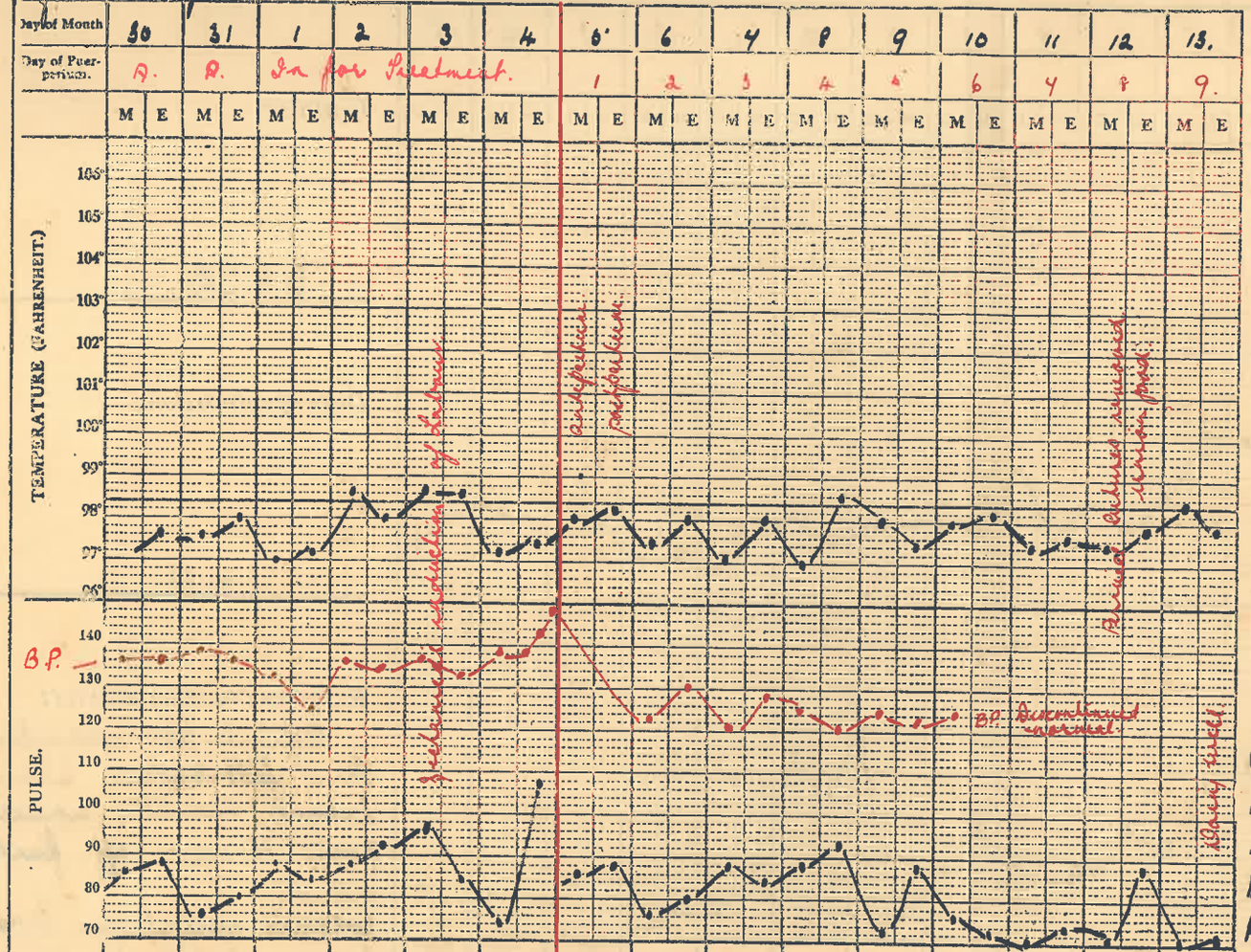

ABBREVIATIONS.—LOCHIA. F.=Free; M.=Moderate; S.=Scanty; R=Red; Pk.=Pink; Br.=Brown; P.=Pale; O.=Offensive
TONGUE: C.=Clean; Cd.=coated. BOWELS. Ap.=Aperient; En.=Enema; L.=Loose PREFIX: V.=Very; St.=Slightly

Initials:

h. G. G.

Date of admission:

30. 3. 32.

18. 21. 24. 28. 32. 35. 37. 64.

Reference to other entries:

Albuminuria of pregnancy.
Mechanical and medicinal induction of labour.
B.P. 6 hrs. Extra fluids. Responded to treatment well.
Trace of albumin 9th day.
Discharged with babe on 12th day fit and well.

C. G.

April.

Day of Month	3	4	5	6	7	8	9	10	11	12	13	14	15	16	17
Day of Puerperium.	A – P.		1	2	3	4	5	6	7	8	9	10	11	12	13
	M E	M E	M E	M E	M E	M E	M E	M E	M E	M E	M E	M E	M E	M E	M E

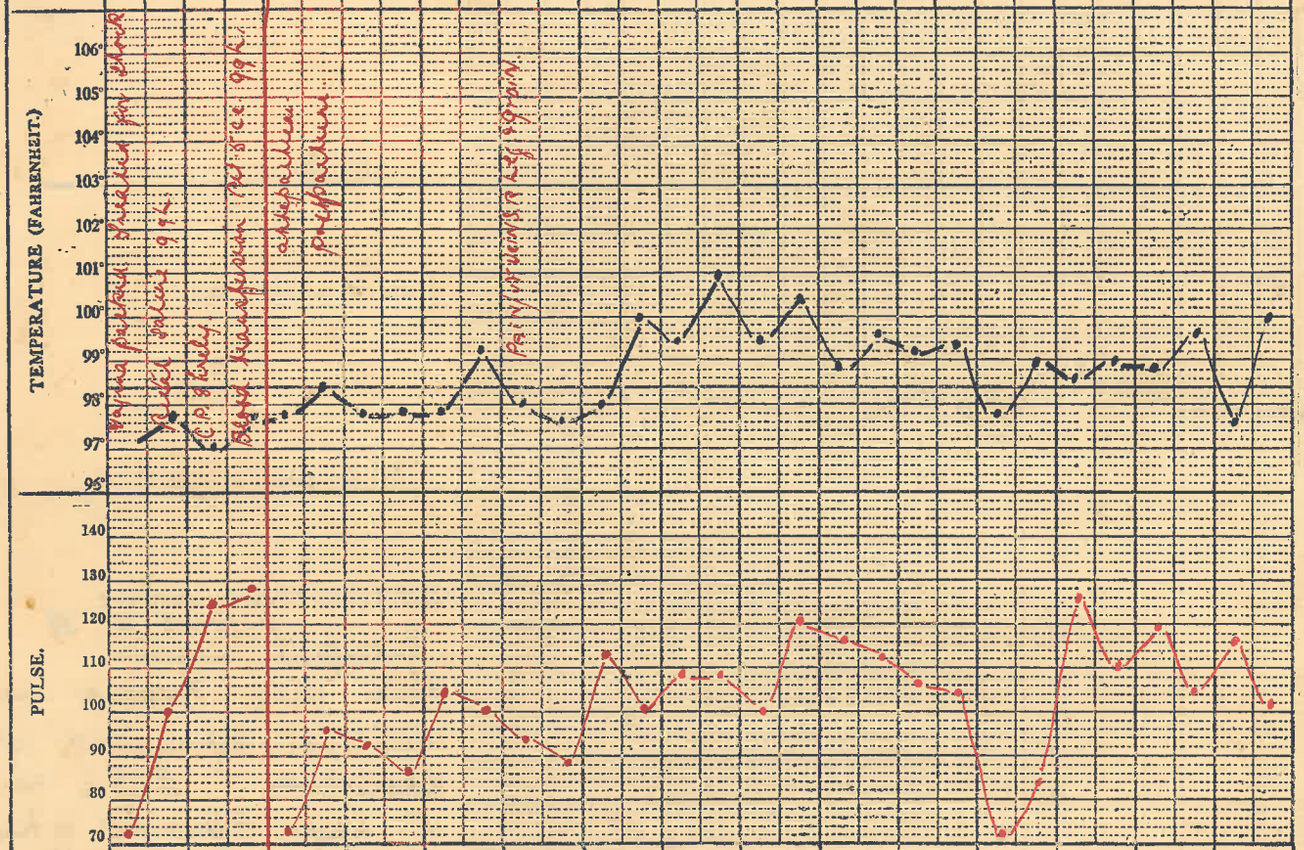

Lochia.	A.P.H	F.R.	F.R.	F.R.	F.R.	S.B.	S.B.	S.B.	S.B.	S.B.	S.B.	S.B	F.R.	S.B	S.B.
Sleep.	3 hrs.		4 hrs.	3 hrs	5 hrs	6 hrs	5 hrs	5 hrs	6 hrs	5 hrs	6 hrs	6 hrs	6 hrs	6 hrs	6 hrs.
Tongue		F	C	CD	CD	CD	CD	C	C	C	C	C	C	C	C
Bowels.	i	i	i	ii	i	ii	ii	i	i	i	i	i	i	i	i
Urine.	CP iv	CP ii	iv	iv	iv	iv	v	v	v	iv	iv	vi	iv	vi	vi
No. Hours out of bed	0	0	0	0	0	0	0	0	0	0	0	0	0	0	0

ABBREVIATIONS.—LOCHIA. F.=Free; M.=Moderate; S.=Scanty; R.=Red; Pk.=Pink. Br=Brown; P.=Pale; O.=Offensive.
TONGUE: C.=Clean; Cd.=coated. BOWELS. Ap.=Aperient; En.=Enema; L.=Loose. PREFIX: V.=Very; St.=Slightly

Initials:

R. G. S.

Date of admission:

3. 4. 32.

Reference to other entries:

Vomited & severe nondestructive ante-partum hemorrhage. Breathe revealed on admission. Treated for shock. Blood transfusion etc. Developed thrombosis of leg and pain 4th day. Treated. Temperature and pulse gradually subsided by end of 3rd week. Patient looking much better and out in sun on 26.4.32.

C.S.

March. April.

Day of Month	31	1	2	3	4	5	6	7	8	9	10	11	12	13	14.
Day of Puerperium.		1	2	3	4	5	6	7	8	9	10	11	12	13	14.
	M E	M E	M E	M E	M E	M E	M E	M E	M E	M E	M E	M E	M E	M E	M E

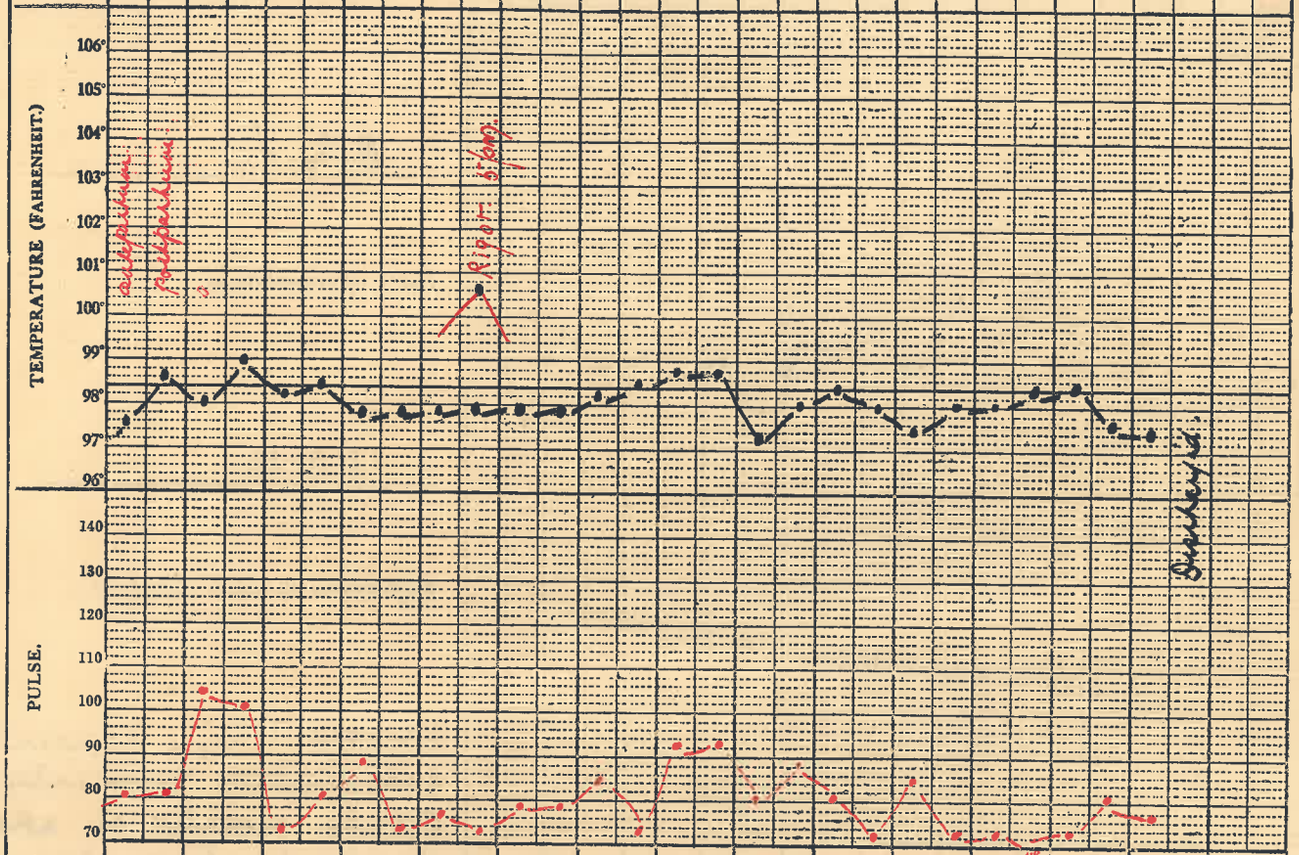

Lochia.		F.R.	F.R.	F.R	S.P.	S.P.	S.	S.	S.	S.	S.	S.	S.	S.	
Sleep.	4 hrs.	4 hrs.	4 hrs	6 hrs.	6 hrs	4 hrs	4 hrs	4 hrs	4 hrs	4 hrs	4 hrs	4 hrs	4 hrs	4 hrs.	
Tongue	C	C	C	C	C	C	C	C	C	C	C	C	C	C	
Bowels.	O Rectal E.	III	E	A.	E	E	A	I	II	T	T	T	A.	T	
Urine.	IO	IO	III	IO	IO	IO	IO	IO	IO	O	IO	IO	IO	IO	
No. Hours out of bed	0	0	0	0	0	0	0	0	6	12 hrs	2	4	6	6 hrs.	

ABBREVIATIONS.—LOCHIA: *F.=Free; M.=Moderate; S.=Scanty; R.=Red; Pk.=Pink, Br.=Brown; P.=Pale; O.=Offensive.*
TONGUE: *C.=Clean; Cd.=coated.* BOWELS. *Ap.=Aperient; En.=Enema; L.=Loose.* PREFIX: *V.=Very; St.=Slightly.*

Initials:

A. R.

Date of admission:

31. 3. 32.

Reference to other entries:

11. 17. 18. 21. 38.

Precipitate labour. Toxic pains. Treated with hypodermic before and after admission. Had a rigor 4th day. Responded to treatment well. Very tired afterwards for a day or two. Discharged 13th day fit and well though still some pains symptoms.

C. S.

April. May.

Day of Month	24	24	25	26	27	28	29	30	31	2	3	4	5	6	7
Day of Puerperium.		1	2	3	4	5	6	7	8	9	10	11	12	13	14
	M E	M E	M E	M E	M E	M E	M E	M E	M E	M E	M E	M E	M E	M E	M E

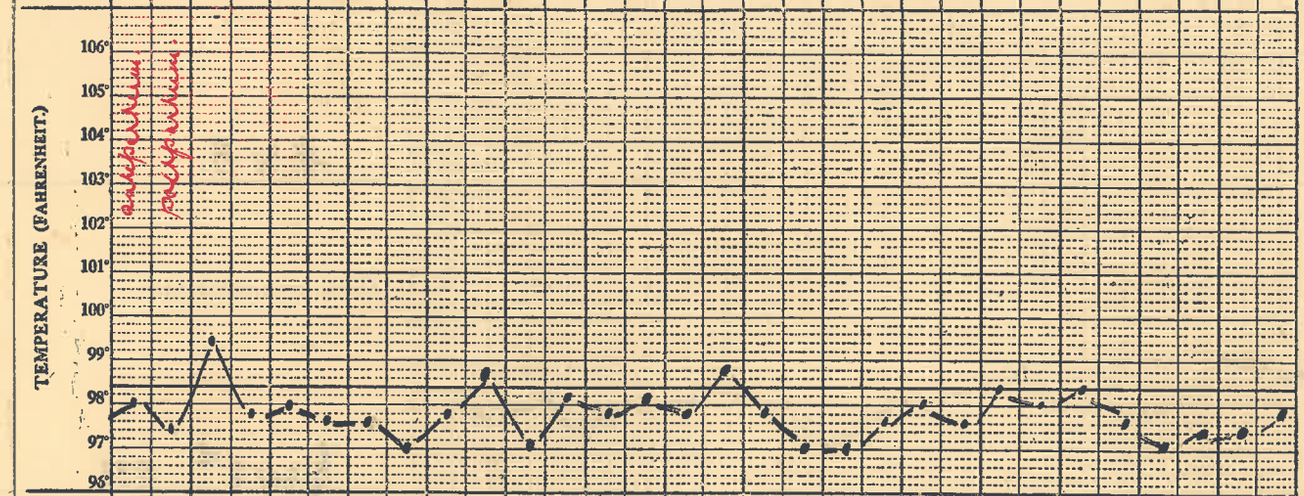

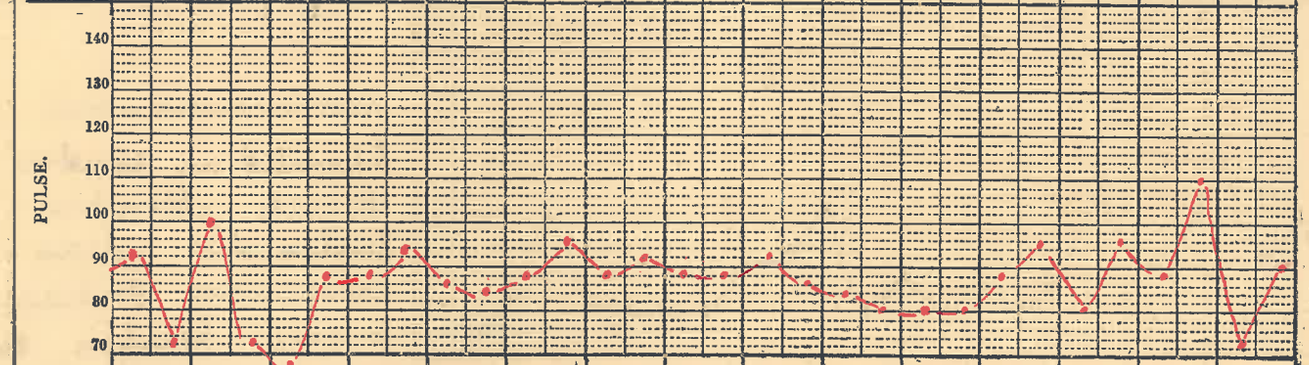

Lochia.		FR.	FR.	MR.	MR.	SBr.	SBr.	SBR.	SBr.	S.M.	SM.	SM	P.	P	P.
Sleep.		4hrs.	4hrs	4hrs	4hrs.	5½hrs	6hrs	6hrs	6hrs.	4hrs	4hrs	4hrs	6hrs	6hrs	6hrs
Tongue		C	C	C	C	C	C	C	C	C	C	C	C	C	C
Bowels.	E.	i	i	D)Rici Ni	iii	A.	iii	iii	ii	iii	i	iii	ii	i	ii
Urine.	Normal.	i	iv	ig	iv	iv	iv.	iii	iv	iv	iii	iii	iv	i	ii
No. Hours out of bed		0	0	0	0	0	0	0	10½	10½	1½	2½	4½	6½	8½

ABBREVIATIONS.—LOCHIA. *F.=Free; M.=Moderate; S.=Scanty; R.=Red; Pk.=Pink; Br.=Brown; P.=Pale; O.=Offensive.*
TONGUE: *C.=Clean; Cd.=coated.* BOWELS. *Ap.=Aperient; En.=Enema; L.=Loose.* PREFIX: *V.=Very; St.=Slightly.*

Initials:

C. K.

Date of admission:

24. 4. 32.

Reference to other entries: Pg 10 35. 174.

Transferred from Nos Dept quite. In general hospital for one month prior to confinement for rest and treatment. Very tired nervous woman. Put on Syr Pho TOS. and Lact Powder. Stayed one week over time and did well with effort next di.

C. S.

May.

Day of Month	8	9	10	11	12	13	14	15	16	17	18	19	20	21	22.
Day of Puerperium.		1	2	3	4	5	6	7	8	9	10	11	12	13	14.
	M E	M E	M E	M E	M E	M E	M E	M E	M E	M E	M E	M E	M E	M E	M E

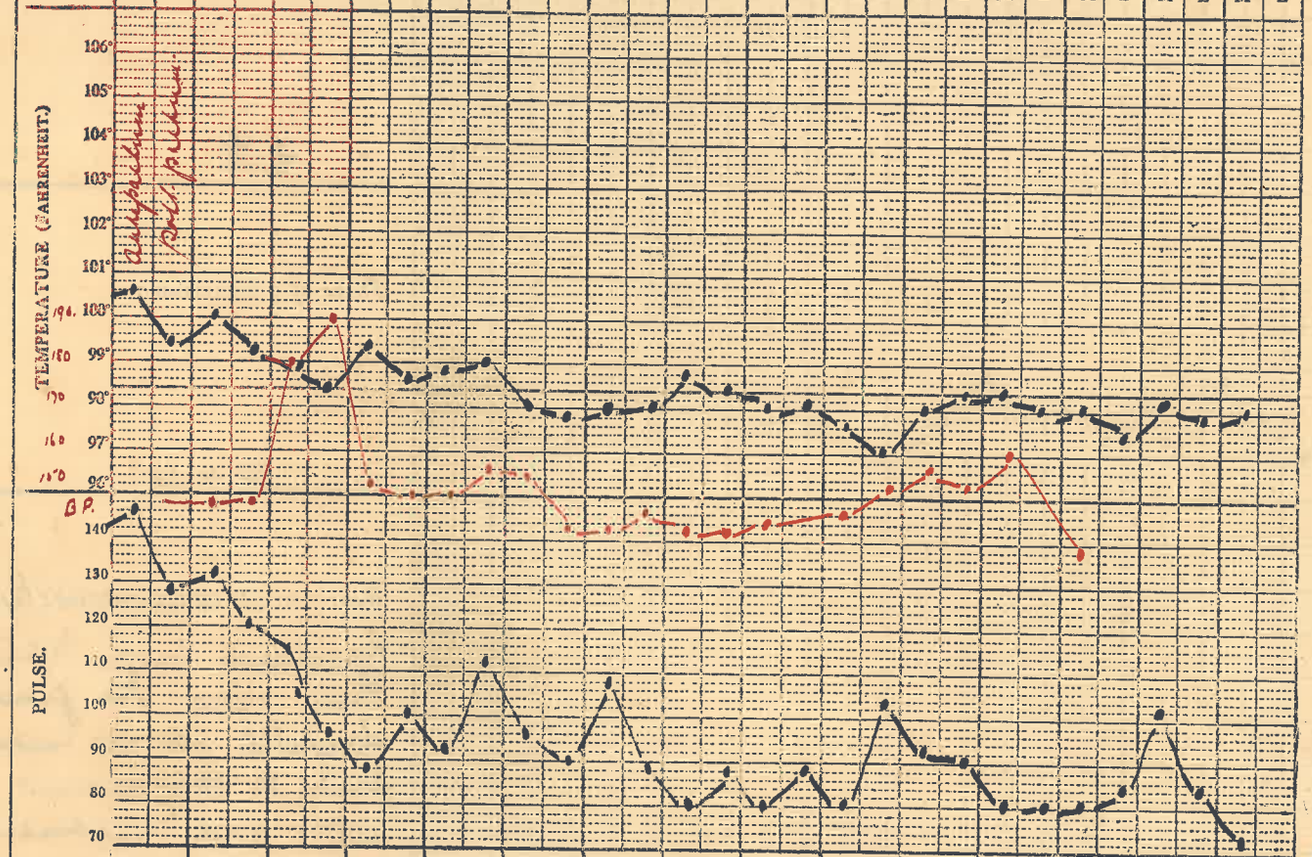

Lochia.	M R.	MR.	MPK.	MPK.	S Br.	S Br O	PS.O.	PSO.	PS.	P+S.	P+S.	P+S.	S	S	S
Sleep.	Comp.	8 hrs.	4 hrs.	6 hrs.	14 hrs.	15 hrs.	12 hrs	14 hrs.	12 hrs	10 hrs	10 hrs	10 hrs	10 hrs	10 hrs	10 hrs
Tongue	Cd.	Cd	Cd.	Cd	Cd	Cd.	C	C	C.	C	C	C	C	C	C.
Bowels.	Cf.	Cf.	⊤	⊤	⊤⊤	⊤⊤	⊤⊤	-	⊤	⊤⊤	⊤⊤	⊤⊤ Ap	⊤⊤⊤	⊤⊤⊤	⊤⊤
Urine.	C.P.	CP.	⊤U	⊤U	⊤U	⊤U	⊤⊤ CP.	⊤⊤	⊤⊤⊤ 140 oz	150 oz	24 oz	unable to measure	...	⊤U	⊤U
No. Hours out of bed	0	0	0	0	0	0	0	0	0	0	0	0	0	0	0

ABBREVIATIONS.—LOCHIA. *F.=Free; M.=Moderate; S.=Scanty; R=Red; Pk.=Pink; Br=Brown; P.=Pale; O.=Offensive.*
TONGUE: *C.=Clean; Cd.=coated.* BOWELS. *Ap.=Aperient; En.=Enema; L.=Loose* PREFIX: *V.=Very; St.=Slightly.*

Initials:

G. H. B.

Date of admission:

May 8th 1932.

Reference to other entries:

Admitted in comatose condition. Definite eclamptic - one fit. Continuous oxygen - colonic irrigations. Intravenous glucose. Anesthesia anaesthetic to control fit. Instrumental delivery. Stillborn female child.

C.G.